



C&T SOLUTION INC.

PRODUCT

SOLUTION GUIDE

2024

INDUSTRIAL COMPUTING
SOLUTIONS FROM THE
EDGE TO THE CLOUD



BEYOND THE RUGGED EDGE

YOUR TOP CHOICE PARTNER IN INDUSTRIAL COMPUTING FROM THE EDGE TO THE CLOUD

Established in 2011, Taipei, C&T Solution Inc. is becoming one of the fastest-growing companies in the Industrial Computing Systems field. With its obsession with creating the best rugged edge computers as the core of great industrial leading solutions, C&T has become one of the top enterprises in providing world-class industrial embedded systems.

C&T is a global solutions provider specializing in industrial computer and embedded fields. We are committed to developing and manufacturing rugged edge computers, industrial panel PCs, industrial display systems, and industrial motherboards. C&T strives for the highest standards in innovation and technology to stay ahead of competitors in terms of design, technology, reliability, and versatility.

Our teams have worked strongly and closely with the customers to provide the high-quality and high-value creation of robust embedded computers. Moreover, our engineering specialty and agile manufacturing push the technical boundaries in embedded IoT computers. As a result, C&T is determined to become your top choice partner in industrial computing solutions. Therefore, C&T has an extensive customer base through global network and distribution partners from offices located worldwide.

C&T proudly offers diverse industrial technologies to meet various customers' needs based on their applications and industries. Our application-ready solutions are contributing to escalating advancement in a varied array of industrial sectors, including:

- Industrial Automation
- Transportation
- Food & Beverage
- Military
- Kiosk & Retail
- Security & Surveillance
- Intelligent Healthcare
- Machine Vision & Robotics



OUR MISSION

C&T is dedicated to creating and delivering world-class technology solutions that empower our clients to reach their business goals. We will apply the highest creativity, integrity, quality, and innovation standards to our products and concepts.



OUR VISION

Our vision is to create the best rugged edge computers as the core of great solutions that transform people's life. We will relentlessly innovate to deliver world-class edge computers for industry-leading solutions.



OUR SERVICES

We strive to exceed our customers' expectations with innovative and competitive solutions. For us, this means providing unsurpassed service, delivering premium value, and offering a competitive edge to our customers. Additionally, our OEM and ODM collaboration constantly aim to deliver high-quality products, reliable partnerships, professional service, and competitive price, service, and competitive price.

OUR CORE VALUES

We deliver our core brand values through the way we conduct business. C&T's core values of Innovation, Commitment, Collaboration, Agility, and Accountability guide our decisions to exceed expectations.

AGILITY

We are flexible, adaptable, and responsive to the change in demands of our customers, the market, and our environment. We are willing to learn and create new ideas to drive and embrace changes actively.

INNOVATION

We constantly strive to drive innovation into all aspects of our business to provide products that deliver reliability, quality, performance, and value creation.

COLLABORATION

We work together to contribute to the development of new products and services that will ensure the success of our customers.

ACCOUNTABILITY

We always hold ourselves accountable for our products, services, and actions to our employees, customers, and partners.

COMMITMENT

We offer our valued customers the highest possible standards of solutions. At C&T, we treat customers with dignity, respect, and courtesy. We listen objectively to their needs and respond in a timely, efficient, and responsible manner.

INDUSTRIAL COMPUTERS 12

C&T’s fanless embedded systems are extremely flexible and reliable to provide integrated solutions to meet different needs. With its superior features integration, exceptional system performance, flexible I/O connections, wide range power input, smart management functions, and rugged reliability, C&T fanless embedded systems deliver a compelling platform that is needed in today’s demanding workloads and industrial needs.

2024 FEATURED INDUSTRIAL SOLUTIONS 06

RUGGED	MACHINE VISION
RCO SERIES 14	VCO SERIES 23
WATERPROOF	IN-VEHICLE
WCO SERIES 26	ACO SERIES 28
FANLESS MINI PC	NVIDIA JETSON
BCO SERIES 30	JCO SERIES 36



MODULAR AND RUGGEDIZED EDGE COMPUTING ACCELERATION

EDGEBoost Nodes SERIES 18

EDGEBoost Nodes deliver an industrial-grade modular approach for accelerated computing performance at the rugged edge.



SCALABLE EDGEBOOST I/O MODULE TECHNOLOGY

EDGEBoost I/O SERIES 20

EDGEBoost I/O modules are a scalable and modular solution that integrates into C&T’s industrial computers and provides enhanced reliability with plug-and-play expandability.



INDUSTRIAL PANEL PCS AND TOUCH MONITORS 42

C&T’s Industrial Panel PCs and Touch Monitors are purpose-built for the toughest embedded deployments requiring mission-critical reliability. System integrators and automation engineers can easily deploy C&T industrial panel PCs and touch monitors as human machine interfaces to achieve better productivity and operational efficiency in their enterprise projects.



DISPLAY MODULE
VIO SERIES 44

IP65 PANEL PC
VIO-PC SERIES 46

TOUCH MODULE
VIO-MX SERIES 49

IP66/IP69K
SIO WASHDOWN TOUCHSCREEN COMPUTER 50

IP66
WIO WATERPROOF 51

ALL-IN-ONE PANEL PC
AIO SERIES 52

OPEN FRAME PANEL PC
HIO SERIES 53



INDUSTRIAL MOTHERBOARDS 54

C&T offers industrial-grade scalability with standard motherboards and OEM system design. Standard form factors include: Single board computers (1.8” FEMTO-ITX, 2.5” PICO-ITX, and 3.5” SBCs); Mini-ITX; and Micro-ATX.



BEYOND THE RUGGED EDGE

Work-Station Grade Industrial Computer With
Intel® 12/13/14th Gen Processor



RCO-6000-RPL Series AI Edge Inference Computer **NEW** [VISIT P.17](#)

- DDR5**
Up to 64GB
5,600 MT/s
- Triple 5K Displays**
Support up to 8K
2x Display, 1x DVI-I
- 2x EDGEBoost I/O**
Customizable I/O, PoE Ports
and M.2 Modules
- EDGEBoost Nodes**
Scalable PCIe Gen 4 GPU &
NVMe Storages

VCO-6000-RPL Series **NEW** [VISIT P.24](#)
Industrial Machine Vision Computer



- DDR5**
Up to 64GB
5,600 MT/s
- Triple 5K Displays**
Support up to 8K
2x Display, 1x DVI-I
- Full-Length Dual GPU**
Support Dual PCIe
Gen 4.0 GPU
- Scalable NVMe & SATA Storage**
Scalable Hot-Swappable
SSD Storages

WORLD CLASS CERTIFICATION

UL 62368-1 | EN50155
In-Vehicle Ready Industrial Solutions



RCO-3000-RPL Series **Coming soon** [VISIT P.15](#)
Small Form Factor Fanless Computer

- Intel® 13th/12th Gen**
LGA1700
- MIL-STD-810G Compliance**
50G Shock &
5Grms Vibration
- 1x EDGEBoost I/O**
Customizable I/O, PoE, Ports
and M.2 Modules
- Quad 4K Displays**
Support 4K up to 8K
3x DP, 1x DP/HDMI

ECO-1000 Series **NEW** [VISIT P.40](#)
Industrial-Grade SuperCAP UPS

- 8x/16x SuperCAP**
High-Density
Supercapacitors
- 200W**
Robust Max.
Power Output
- 10-Year**
500K Lifecycle
Longevity
- 3x Smart Modes**
Configure through Display
Module or GUI



FANLESS INDUSTRIAL-EDGE COMPUTER

Deployment Ready at the Rugged Edge

Alder Lake N97
12W TDP

Compact Form Factor
192 x 67.5 x 140 mm
(W x H x D)

Dual 4K Displays
3x Displays
1x DP, 1x HDMI, 1x LVDS

2.5 GbE
3x 2.5 GbE
Ports

BCO-1000-ADLN Series
Fanless Mini Computer

NEW VISIT P.31



BCO-3000-RPLS Series
Small Form Factor Edge Computer

NEW VISIT P.31

Intel® 12th/13th
LGA 1700
Alder/Raptor Lake S CPU

10x USB
USB 3.0 Ports
(10Gbps, 5Gbps)

2.5 GbE
3x 2.5GbE

Triple 4K
2x DP,
1x HDMI



BCO-6000-RPLS Series Fanless AI Edge Computer

VISIT P.31

NEW



Slim GPU Factor
330 x 69 x 240
(W x H x D)

Expandable GPU
Support PCIe
Gen 4 GPU

Smart Fan
Adaptive
Smart Fan



NEW VISIT P.38



JCO-1000-ONN Series
Mini Fanless AI Computer

Jetson Orin Nano
Up to 40 TOPS

7-15W
4/8 GB RAM

512-1024 CUDA Cores
16-32 Tensor Cores

6-Core Arm® Cortex®-A78AE



**NEXT-GENERATION
EDGE AI SOLUTION**

**NVIDIA JETSON ORIN
INDUSTRIAL COMPUTER**

JCO-3000-ONX/ONN Series
SFF AI Edge Computer

Coming soon

VISIT P.38

Jetson Orin NX
Up to 100 TOPS

10-25W
8/16 GB RAM

Jetson Orin Nano
Up to 40 TOPS

7-15W
4/8 GB RAM

Up to 4x 2.5 GbE
Support LAN/PoE

LPDDR5
Up to 16 GB



JCO-6000-OGX Series
Robust AI Edge Computer

NEW

VISIT P.39

Jetson Orin AGX
Up to 275 TOPS

LPDDR5
Up to 64GB RAM

Up to 8x GMSL
8x HD Camera at 30 FPS

4x EDGEBoost I/O
Customizable I/O, PoE Ports
and M.2 Modules

UNLEASH THE POWER OF MODULARITY

Deliver Personalized Performance Upgrade
Instantly with the EDGEBoost Series



EDGEBoost Nodes SERIES

Scalable performance accelerators for C&T's AI Edge Computer.

Provide an easy and cost-effective upgrade for the rugged, fanless computer. They elevate computer performance through additional PCIe Gen 4 Expansion, GPU, NVMe, and SATA storages. EDGEBoost Nodes are more than just performance upgrade, they also equipped with hardware security features. [Compatible with RCO-6000 Series]

NEW VISIT P.18

EDGEBoost I/O SERIES

NEW VISIT P.20

Plug and play modular I/O daughterboards for customizable IoT sensor connectivity



C&T standard computing solutions can support a variety of modular add-on daughterboards and carrier boards for more wired connectivity, digital and analog I/O, and edge AI scalability. Browse through our selection of EDGEBoost I/O modules and discover how to maximize your I/O requirements with plug and play ease.

PoE | M12 | 10GbE | USB 3 | M.2 | AI | 5G | NVMe

FANLESS COOLING TECHNOLOGY FOR INDUSTRIAL PCS

Rugged. Reliable. Tested.



7 Steps Of Building A Fanless PC

C&T's industrial solutions follow the 7 key steps to build reliable fanless solution that are capable perform real-time processing and machine learning in the harshest edge deployments. Industrial computers help provide the mission-critical foundation to manage new edge AI workloads in key automation deployments with ultimate reliability.



Select A CPU
10W - 65W TDP



Utilize Heatsinks
Ultra-Conductive Materials



Select EDGEBoost Nodes
Performance Accelerators



Test And Validate
Ensure Durability

1

2

3

4

5


6

7

Implement SSDs
NVMe SSDs



Use an Extruded Aluminum PC Case
One-Piece Heatsink Chassis



Put Pieces Together
Ruggedized Design



C&T FANLESS EMBEDDED SYSTEMS PRODUCT FAMILY



RCO SERIES
CUSTOMIZABLE
INDUSTRIAL
EDGE COMPUTER



DCO SERIES
DIN RAIL FANLESS
INDUSTRIAL COMPUTER



VCO SERIES
MACHINE VISION
COMPUTER



WCO SERIES
IP67/IP69K WATERPROOF
COMPUTER



ACO SERIES
IN-VEHICLE FANLESS
COMPUTER



BCO SERIES
COMPACT INDUSTRIAL
COMPUTER




KCO SERIES
FANNED INDUSTRIAL
COMPUTER



JCO SERIES
EDGE AI INDUSTRIAL
COMPUTER




ECO SERIES
SUPERCAPACITOR UPS
BACKUP SYSTEM



FANLESS DESIGN

- Prevent failure/repair/replacement caused by fan part
- Venting holes no longer needed
- Extended MTBF
- No noise



ONE-PIECE DESIGN

- Robust structure
- Less joint parts and screws for higher shock & vibration tolerance
- Easy assembly, disassembly, maintenance
- Sealed housing to prevent dust



POWER PROTECTION

- Over voltage protection
- Over current protection
- Reverse protection



SHOCK & VIBRATION

RCO & ACO Series comply with MIL-STD 810G on shock & vibration in order to sustain in environment like industrial automation, transportation, military, etc.



EXPANDABLE & MODULARIZATION

The modular design approach helps with the ease of installation to achieve rapid deployment, and provide wide variety of configurable options to achieve scalability.



EXTENDED OPERATING TEMPERATURE RANGE

C&T fanless embedded systems support extended temperature to allow applications to function in difficult and harsh environment.

THERMAL PERFORMANCE

Utilize ultra-conductive materials (copper and aluminum) to accomplish fast heat dissipation through integrated heat pipes and heat sinks. The unique thermal design allows the computers' CPU (up to 35W) to operate without a fan in an extended temperature range



INDUSTRY LEADING SAFETY CERTIFICATIONS

Tested and validated with safety certifications ensure product reliability against safety hazards and allow customers to comply with industry-specific regulatory requirements.



EN50155 &
EN50121-3-2







MINI FANLESS EMBEDDED COMPUTER






RUGGED MINI (SFF) INDUSTRIAL COMPUTER

RCO-1000-EHL SERIES [More info](#)








Model	RCO-1000-EHL-10	RCO-1000-EHL-20	RCO-1000-EHL-30	RCO-1000-EHL-30-2P
CPU Support	Support Intel® Atom™ x6425E / Celeron® J6413 Processor (Up to 12W TDP)			
Memory	1x 260-Pin DDR4 2400/2667/3200MT/s SO-DIMM. Max. up to 32 GB			
Graphic Output	Dual Independent Display by 2x DisplayPort			
I/O	2x RJ45 (2.5 & 1 GbE), 3x USB 3.2 Gen 2 (10 Gbps), 1x USB 2.0 2x RS-232/422/485, 1x Mic-in, 1x Line-out			
PoE				2x GbE RJ45
Storage	1x Internal 2.5" SATA HDD Bay (support H=9.5 mm)			
Internal Expansion Slot	1x Full-size Mini PCIe			
Power	9-36 VDC, AT/ATX Select, 3-pin Terminal Block			
Operating Temperature	-40°C to 70°C			-40°C to 50°C
Certification	UL 62368 Ed. 3, CE, FCC Class A			CE, FCC Class A
Dimensions (WxDxH)	150 x 105 x 49 mm	150 x 105 x 66 mm	150 x 105 x 83 mm	
EDGEBoost I/O Expansion	Up to 1x EDGEBoost I/O	Up to 3x EDGEBoost I/O	Up to 5x EDGEBoost I/O	Up to 3x EDGEBoost I/O

RCO-3000-CML SERIES [More info](#)





Model	RCO-3000-CML
CPU Support	Support 10 th Gen Intel® CML S Processor
Memory	2x 260-Pin DDR4 2666/2933MHz SODIMM. Max. up to 64GB
Graphic Output	3x DisplayPort (1x DP Port Co-layout HDMI Connector)
LAN	2x RJ45 (2.5 & 1 GbE)
I/O	5x RS-232/422/485 (2x internal), 6x USB 3.2 Gen 2, 16x isolated digital I/O, 1x Line-out
Storage	2x 2.5" SATA HDD bay with RAID 0, 1, 5 support (1x internal; 1x removable & hot-swappable), 1x mSATA
Internal Expansion Slot	1x Full-size mini-PCIe, 1x M.2 B Key, 1x M.2 E Key
Power	9-48 VDC, AT/ATX Select, 3-pin Terminal Block
Certification	UL, CE, FCC Class A, EMC Conformity with EN50155 & EN50121-3-2
Operating Temperature	-25°C to 70°C
Dimensions (WxDxH)	192 x 197 x 60.3 mm
EDGEBoost I/O Expansion	Up to 1x EDGEBoost I/O

BCO-1000-EHL SERIES [More info](#)



Model	BCO-1000-EHL-10	BCO-1000-EHL-20	BCO-1000-EHL-30
CPU Support	Support Intel® EHL Processor (Up to 10W TDP) Intel® Celeron® Processor J6413, Quad Core, 1.5 MB Cache, 1.8 GHz		
Memory	1x 260-Pin DDR4 2400/2667/3200MT/s SO-DIMM. Max. up to 32 GB		
Graphic Output	Dual Independent Display by 2x DisplayPort		
I/O	2x RJ45 (2.5 & 1 GbE), 3x USB 3.2 Gen 2 (10 Gbps), 1x USB 2.0, 2x RS-232/422/485, 1x Mic-in, 1x Line-out		
Storage	1x Internal 2.5" SATA HDD Bay (support H=9.5 mm)		
Internal Expansion Slot	1x Full-size Mini PCIe		
Power	9-36 VDC, AT/ATX Select, 3-pin Terminal Block		
Operating Temperature	-20°C to 50°C		
Certification	UL 62368 Ed. 3, CE, FCC Class A		
Dimensions (WxDxH)	142 x 101.2 x 41.5 mm	142 x 101.2 x 58 mm	142 x 101.2 x 75 mm
EDGEBoost I/O Expansion	Up to 1x EDGEBoost I/O	Up to 2x EDGEBoost I/O	Up to 4x EDGEBoost I/O

RCO-3000-RPL SERIES



Model	RCO-3000-RPL
CPU Support	Support 13 th /12 th Gen Intel® RPL & ADL Processor
Memory	2x 260-Pin DDR4 3200 MHz SODIMM. Max. up to 64GB
Graphic Output	4x DisplayPort (1x DP Port Co-layout HDMI Connector)
LAN	2x 2.5 GbE RJ45
I/O	5x RS-232/422/485 (2x internal), 6x USB 3.2 Gen 2, 16x isolated digital I/O, 1x Line-out
Storage	2x 2.5" SATA HDD bay with RAID 0, 1, 5 support (1x internal; 1x removable & hot-swappable), 1x M.2 2242 SATA
Internal Expansion Slot	2x M.2 B Key, 1x M.2 E Key
Power	9-48 VDC, AT/ATX Select, 3-pin Terminal Block
Certification	CE, FCC Class A, EMC Conformity with EN50155 & EN50121-3-2
Operating Temperature	-25°C to 60°C
Dimensions (WxDxH)	192 x 227 x 57.6 mm
EDGEBoost I/O Expansion	Up to 1x EDGEBoost I/O

RCO-6000 SERIES

AI EDGE INDUSTRIAL COMPUTER

MOST CUSTOMIZABLE
HIGH-PERFORMANCE
INDUSTRIAL COMPUTER



AI EDGE INFERENCE COMPUTER

The RCO-6000 Series is a workstation-grade, fanless computers that incorporates cutting-edge technologies including DDR5, PCIe Gen 4, GPU accelerators, and NVMe storage, ensuring swift and high-performance operations. Ideal for the rigorous demands of Industry 4.0 and edge-native applications, the RCO-6000 Series features a rugged, fanless design and is backed by multiple safety certifications, guaranteeing reliable performance in edge computing environments.



EDGEBoost I/O
Support



EDGEBoost Nodes
Support



Scalable NVMe, SATA,
and RAID Card



Scalable Robust
GPU Cards



RCO-6000-RPL SERIES [More info](#)

intel
Raptor Lake
Alder Lake



NEW



NEW

Model	RCO-6000-RPL	RCO-6000-RPL-2E16
CPU Support	Support 12/13/14 th Gen Intel® RPL & ADL Processor (LGA 1700, 65W/35W TDP)	
Memory	2x 262-Pin DDR5 4800/5600MHz SODIMM. Max. up to 64GB (ECC and Non-ECC)	
Graphic Output	1x DVI-I, 2x DisplayPort	
I/O	2x 2.5 GbE RJ45, 8x USB 3.2 Gen 2 (10 Gbps), 1x USB 3.2 Gen 1 (Internal), 2x USB 2.0 (internal), 1x Mic-in, 1x Line-out 6x RS-232/422/485 (4x internal), 16x isolated digital I/O	
Storage	2x 2.5" SATA HDD bay with RAID 0, 1 support (1x internal, 1x removable & hot-swappable)	
SIM Socket	2x External SIM socket (Mini PCIe/M.2 B Key attached)	
Power	9-48 VDC, AT/ATX Select, 5-pin Terminal Block	
Operating Temperature	-25°C to 70°C (35W CPU) -25°C to 60°C (65W CPU, i9 CPU Requires an External FAN Kit)	
PCIe	RCO-6000-RPL-2E16: 1x PCIe x16 (Gen4), 1x PCIe x1 (Gen3) RCO-6000-RPL-2E8: 1x PCIe x16 (8-lane, Gen4), 1x PCIe x8 (8-lane, Gen4)	
EDGEBoost I/O Expansion	Up to 2x EDGEBoost I/O	

RCO-6000-CML SERIES [More info](#)

intel
Comet Lake S





Model	RCO-6000-CML	RCO-6000-CML-2C
CPU Support	Support 10 th Gen. Intel® CML S Processor (LGA 1200, 65W/35W TDP)	
Memory	2x 260-Pin DDR4 2666 /2933MHz SO-DIMM, up to 64GB	
Graphic Output	1x DVI-I, 2x DisplayPort	
I/O	2x GbE RJ45, 6x USB 3.2 Gen 2, 3x USB 3.2 Gen 1 (1x internal), 2x USB 2.0 header (internal), 1x Mic-in, 1x Line-out 8x RS-232/422/485 (6x internal), 16x isolated digital I/O	
Storage	3x 2.5" SATA HDD bay with RAID 0, 1, 5 support (1x internal; 2x removable & hot-swappable)	
SIM Socket	2x External SIM socket (Mini PCIe attached) (2x External SIM socket : M.2 B Key attached, 5G Module only, Optional)	
Power	9-48 VDC, AT/ATX Select, 5-pin Terminal Block	
Certification	UL 62368 Ed. 3, CE, FCC Class A	
Operating Temperature	-25°C to 70°C (35W/65W CPU)	
EDGEBoost I/O Expansion	Up to 2x EDGEBoost I/O	

Mix & Match EDGEBoost Nodes Performance Accelerators Upgrade



The AI Edge Inference Computers support modular add-on nodes through a two-piece modular design that allows the EDGEBoost Nodes to easily attach to the lower portion of the RCO-6000-(CML/RPL) for more performance accelerators.

[Learn More](#)

Top - Compatible RCO-6000 Series			
RCO-6000-RPL		RCO-6000-CML	
<ul style="list-style-type: none">Intel® 12/13/14th Gen ADL/RPL CPU 1x Hotswap SATA SSD (7mm) 1x Internal SATA SSD (9mm) 1x M.2 B Key 2242		<ul style="list-style-type: none">Intel® 10th Gen CML CPU 2x Hotswap SATA SSD (7mm) 1x Internal SATA SSD (9mm) 1x M.2 E Key 2230	
			
Bottom - RCO-6000-RPL EDGEBoost Nodes		Bottom - RCO-6000-CML EDGEBoost Nodes	
PCIe Gen 4	GPU Gen 4	PCI/PCIe Expansion	GPU Series
EBND-2-EXP-G4	EBND-2-PWR-G4	EBND-2-EXP	EBND-2-PWR
SATA Storage Series		SATA Storage Series	
EBND-2-2SATA-G4, EBND-2-4SATA-G4		EBND-2-2SATA, EBND-2-4SATA	
NVMe Series	NVMe and GPU Series	NVMe Series	NVMe and GPU Series
EBND-2-2NVMe-G4, EBND-8NVMe-S, EBND-4NVMe-S, EBND-4NVMe-H	EBND-4NVMe-GPU, EBND-2NVMe-GPU, EBND-4NH-1E	EBND-8NVMe-S, EBND-4NVMe-S, EBND-4NVMe-H	EBND-4NVMe-GPU, EBND-2NVMe-GPU, EBND-4NH-1E



EDGEBoost Nodes Benefits

- Scalable, Expandable, and Flexible.
- Cost Effective Solution
- Faster Time-To-Market
- Quick Upgrade
- Easy Maintenance
- Portable Design
- Future-Proof Technology



Modular



Cost Efficient



Faster Delivery



Easy Maintenance



Future-Proof

Bottom - Modular "EDGEBoost Nodes" Configurations			
PCI or PCIe Expansion Series		GPU Series	
	<ul style="list-style-type: none">EBND-2-EXP-G4 (RCO-6000-RPL) 1x PCIe x16 (Gen 4), 1x PCIe x1 (Gen 3) or 2x PCIe x8 (Gen 4)EBND-2-EXP (RCO-6000-CML) PCIe x16/ PCI Expansions		<ul style="list-style-type: none">EBND-2-PWR-G4 (RCO-6000-RPL) 1x PCIe x16 (Gen 4), 1x PCIe x1 (Gen 3) or 2x PCIe x8 (Gen 4) 12-48VDC Power Supply (280W)EBND-2-PWR (RCO-6000-CML) PCIe x16/ PCI Expansions 12-48VDC Power Supply (280W)
SATA Storage Series			
	<ul style="list-style-type: none">EBND-2-2SATA 2x Hot-Swap 2.5" SATA Drives (15mm) RAID 0, 1, 5, 10		<ul style="list-style-type: none">EBND-2-4SATA 4x Hot-Swap 2.5" SATA Drives (7mm) RAID 0, 1, 5, 10
NVMe Series			
	<ul style="list-style-type: none">EBND-2-2NVME-G4 (RCO-6000-RPL only) 2x Hot-Swap 2.5" NVMe SSD Bay (15mm) PCIe Gen 4 Expansion		<ul style="list-style-type: none">EBND-8NVME-S 8x Hot-Swap 2.5" U.2 NVMe Drives (7mm) RAID 0, 1
	<ul style="list-style-type: none">EBND-4NVME-S 4x Hot-Swap 2.5" U.2 NVMe Drives (15mm) RAID 0, 1		<ul style="list-style-type: none">EBND-4NVME-H 8x Hot-Swap 2.5" U.2 NVMe Drives (7mm) Hardware RAID 0, 1, 5, 6, 10
NVMe and GPU Series			
	<ul style="list-style-type: none">EBND-4NVME-GPU 1x GPU Expansion 4x Hot-Swap 2.5" U.2 NVMe Drives (7mm)		<ul style="list-style-type: none">EBND-2NVME-GPU 1x GPU Expansion 2x Hot-Swap 2.5" U.2 NVMe Drives (15mm)
	<ul style="list-style-type: none">EBND-4NH-1E 1x PCIe x8 Slot Hardware RAID 0, 1, 5, 6, 10 4x Hot-Swap 2.5" U.2 NVMe Drives (7mm)		

EDGEBoost I/O SERIES

BOOSTING FLEXIBILITY AT THE EDGE



PCIe Speeds



EDGEBoost Bracket



Rugged Resistance



Modular Expansion



[Learn More](#)

C&T supports rich expandability to boost wireless connectivity, streamline integration and unlock automation capabilities in harsh deployments. Leading edge and legacy technologies are easily incorporated into a powerful, intelligent IoT solution for better bandwidth and I/O flexibility. Our daughterboard modules integrate easily into C&T embedded and edge computers through standard PCIe protocols. These add-in modules include additional ethernet I/O ports in 1GbE (RJ45 & M12), 10GbE (RJ45), USB 3.2 Gen1, and 5G ready M.2 for scalable connectivity in IoT deployments at the edge.



Connectivity & Network

EBIO-4ETH	EBIO-4ETH-M12	EBIO-4LAN	EBIO-4LAN-M12	EBIO-D10G
<ul style="list-style-type: none">Intel® Ethernet Controller I3501x PCIe x4 Gold finger (x4 Lane)4x 1GbE LAN, RJ45 PortSupport Power over Ethernet by an optional PoE module	<ul style="list-style-type: none">Intel® Ethernet Controller I3501x PCIe x4 Gold finger (x4 Lane)4x 1GbE LAN, M12 PortSupport Power over Ethernet by an optional PoE module	<ul style="list-style-type: none">Intel® Ethernet Controller I2101x PCIe x1 Gold finger4x 1GbE LAN, RJ45 PortSupport Power over Ethernet by an optional PoE module	<ul style="list-style-type: none">Intel® Ethernet Controller I210-AT1x PCIe x1 Gold finger4x 1GbE LAN, M12 PortSupport Power over Ethernet by an optional PoE module	<ul style="list-style-type: none">Intel® Ethernet Controller X710-AT21x PCIe x1 Gold finger (x4 Lane)2x 10GbE LAN, RJ45 Port
EBIO-4ETH-POE	EBIO-4ETH-POE-M12	EBIO-4LAN-POE	EBIO-4LAN-POE-M12	
<ul style="list-style-type: none">Up to 25.2 watt per portComplies with IEEE 802.3at				

EDGEBoost I/O Boosting Flexibility at the Edge



Edge AI / Storage		
EBIO-2M2BK	EBIO-M2MK	EBIO-M2BK
<ul style="list-style-type: none">2x M.2 B Key for AI/5G/NVMe module2x M.2 B Key slot, Support 2x AI/5G Module (Support 1x 5G Only)M.2 B Key, PCIe x2, 2242/3042/30521x SIM slotSupport 1x Universal Slot Only	<ul style="list-style-type: none">1x M.2 M Key for AI/NVMe module (PCIe x4)M.2 M Key slot, Support AI/NVMe ModuleM.2 B Key, PCIe x4, 2242/2260Support 1x Universal Slot Only	<ul style="list-style-type: none">M.2 B Key for 5G module2x SIM slot1x SIM SwitchSupport 1x Universal Slot Only



Digital & Analog I/O				
EBIO-HDMI	EBIO-DP-DIO	EBIO-2COM	EBIO-4USB	EBIO-4U3
<ul style="list-style-type: none">Designed for RCO-1000 & BCO-1000 models only50-Pin High-Speed Connection				4x USB 3.0, Type-A Ports
1x HDMI Port (Full-HD)	1x DP (4K UHD), 1x DIO (4 in / 4 out, Isolated)	2x COM Ports	4x USB 2.0, Type A Ports (with USB hub)	

EDGEBoost I/O SERIES | Compatible Industrial Computers



In-Vehicle Computers



Rugged, Fanless Embedded Computing



Small Form Factor Computer



Fanless Mini Computer



Fanless Mini Computer

COMPATIBLE LIST	ACO-6000 (CML / KBL)	RCO-6000 (RPL / CML / CFL)	RCO-3000 (CML / CFL)	RCO-1000 (EHL / J1900)	BCO-1000 (EHL / J1900)
EBIO-2M2BK	● CML ● KBL: AI/NVMe only	●	● CML ● CFL: AI/NVMe only		
EBIO-M2MK	●	●	●		
EBIO-M2BK	● CML ● KBL: AI/NVMe only	●			
EBIO-4U3	●	●	●		
EBIO-D10G	●	●	●		
EBIO-4ETH	●	●	●		
EBIO-4ETH-POE	●	●			
EBIO-4ETH-M12	●	●	●		
EBIO-4ETH-M12-POE	●	●			
EBIO-4LAN		●			
EBIO-4LAN-POE		●			
EBIO-4LAN-M12		●			
EBIO-4LAN-POE-M12		●			
EBIO-HDMI				●	●
EBIO-DP-DIO				●	●
EBIO-2COM				●	●
EBIO-4U3				●	●

Coming soon

DCO-1000

SERIES

INDUSTRIAL-GRADE DIN RAIL COMPUTER

C&T offers DIN Rail mountable computers that are available in various configurations. You can configure your DIN rail PC with the CPU, Memory, Storage, I/O Ports, and Operating System that you want. DIN rail industrial PCs can be easily and quickly mounted to a standard DIN rail.

- World Class Certifications C1D2, ATEX Zone 2, UL, FCC Class B
- Rich I/O Configurations
- Compact & Slim Form Factor



Coming Soon



Coming Soon

Model	DCO-1000-ASL	DCO-1000-ONN
CPU Support	Intel® Atom® Processor x7425E, Quad Core, 6 MB Cache, HFM 1.5 GHz, TDP 12W Intel® Atom® Processor x7211E, Dual Core, 6 MB Cache, HFM 1.0 GHz, TDP 6W	NVIDIA® Jetson Orin™ Nano 4/8GB GPU with 32 Tensor Cores
Memory	1x 262-Pin DDR5 4800MHz SODIMM. Max. up to 32 GB [ECC/Non-ECC]	
Graphic Output	Dual Independent Display by 2x DisplayPort 1.4, DP++ (4096 x 2160@60Hz)	
LAN	4x 2.5 GbE LAN	
I/O	2x RS-232/422/485, 2x USB 3.2 Gen 2 (10 Gbps), 2x USB 3.2 Gen 1 (Shared PCIe Gen 2 x1 Lane bandwidth), 4 in / 8 out (Isolated)	
Storage	1x M.2 (B Key, 3042/3052, PCIe 1 + USB 3.2 Gen2, Support 4G/5G, SATA Module)	
Power	9-36 VDC, AT/ATX, 3-pin Terminal Block	
Operating Temperature	-40°C to 70°C	
Certification	CE, FCC Class B, UL, C1D2, ATEX Zone2	
Dimensions (WxDxH)	150 x 105 x 49 mm	
Mounting	DIN-Rail Mounting, Wall Mounting (Optional)	

VCO-6000

SERIES

MACHINE VISION COMPUTERS

POWERFUL AI VISION AT THE
RUGGED EDGE



WORKSTATION-GRADE INDUSTRIAL MACHINE VISION COMPUTER

The VCO-6000 Series is engineered for seamless integration of dual FHFL GPU cards through PCIe Gen 4 and industry-leading external storage expansion drives, delivering optimized processing and data aggregation. Deploy machine vision and AI inference applications with utmost reliability and performance to the rugged edge.



Dual GPU
Support



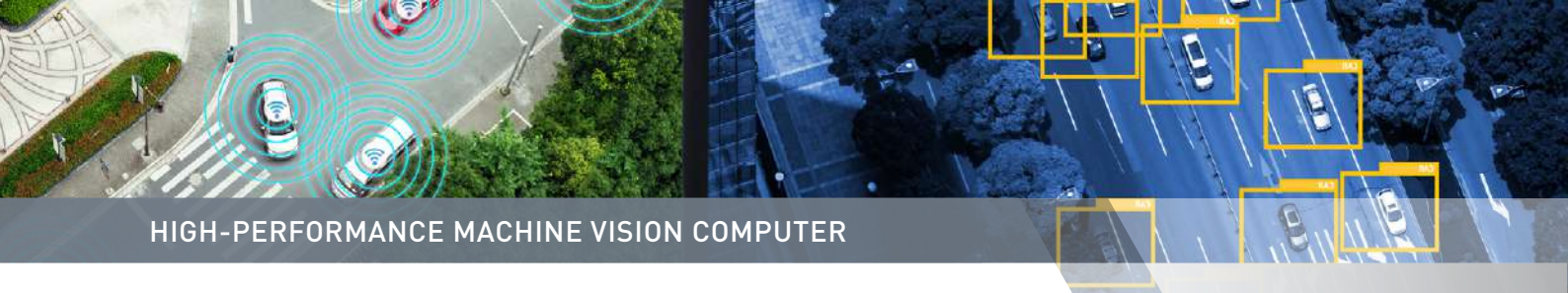
PCIe Gen 4
Expansions



Scalable NVMe &
SATA Storage



Shock & Vibration
Resistance



HIGH-PERFORMANCE MACHINE VISION COMPUTER



HIGH-PERFORMANCE MACHINE VISION COMPUTER

VCO-6000-RPL SERIES

More info



Model	VCO-6000-RPL-3E	VCO-6000-RPL-4E
	3x PCIe Expansion Slots	
CPU Support	Support 12/13/14 th Gen Intel® RPL & ADL Processor (LGA 1700, 65W/35W TDP)	
Memory	2x 262-Pin DDR5 4800/5600MHz SODIMM. Max. up to 64GB (ECC and Non-ECC)	
Graphic Output	1x DVI-I, 2x DisplayPort	
LAN	2x 2.5 GbE RJ45 (Support Wake-on-LAN and PXE)	
I/O	4x USB 3.2 Gen 2 (10 Gbps) 5x USB 3.2 Gen 1 (Internal), 1x USB 3.2 Gen 1 header (internal) 6x RS-232/422/485 (4x internal), 8x DI + 8x DO with isolation	
Storage	2x 2.5" SATA HDD bay with RAID 0, 1 support (1x Internal, 1x Removable) 1x mSATA (Shared by 1x Mini PCI Express)	
SSD/HDD	optional: <ul style="list-style-type: none">4B7M: 4x Removable 2.5" SATA HDD Bay (support H=7mm, Hot-swappable, Optional) Support RAID 0, 1, 5, 102B15M: 2x Removable 2.5" SATA HDD Bay (support H=15mm, Hot-swappable, Optional) Support RAID 0, 1, 5, 102N15M: 2x Removable 2.5" U.2 NVMe Bay (support H=15mm, Hot-swappable, Optional) Support RAID 0, 1	
Internal Expansion Slot	1x Full-size Mini PCIe (1x shared by 1x mSATA) 1x M.2 B Key, 2242/3042/3052	
Power	AT/ATX Select 5-pin Terminal Block, 9-48 VDC 4-pin Terminal Block, 12-48VDC for GPU Card (optional)	
Audio	Line-out / Mic-in Phone Jack (internal)	
Operating Temperature	-25°C to 70°C (35W CPU) -25°C to 60°C (65W CPU)	
Dimensions (WxDxH)	157 x 340 x 240 mm	177 x 340 x 240 mm
PCIe	1x PCIe x16 (Gen4) 2x PCIe x1 (Gen3)	2x PCIe x16 Slot (x8 Lane, Gen 4) 1x PCIe x4 (x1 Lane, Gen 3)

VCO-6100 SERIES

More info



Model	VCO-6122	VCO-6133	VCO-6144	VCO-6155
	With two PCI or PCIe expansion slot	With three PCI or PCIe expansion slot	With four PCI or PCIe expansion slot	With five PCI or PCIe expansion slot
CPU Support	Support 8 th /9 th Gen. Intel® CFL-R S Processor (LGA 1151, 65W/35W TDP) Core™ i7-9700E/9700TE/8700T, Core™ i5-9500E/9500TE/8500T, Core™ i3-9100E/9100TE/8100T, Pentium® G5400T, or Celeron® G4900T			
Memory	2x 260-pin DDR4-2400/2666MHz SO-DIMM, up to 64GB (Un-buffered and Non-ECC)			
Graphic Output	1x DVI-I, 2x DisplayPort			
LAN	2x GbE RJ45 (Support Wake-on-LAN and PXE)			
I/O	4x USB 3.2 Gen 2, 6x internal USB 3.2 Gen1 (5 Gbps), 6x RS-232/422/485 (4x internal), 16x isolated digital I/O			
Storage	2x Internal 2.5" SATA HDD Bay (Support H=9mm) 2x Removable 2.5" SATA HDD Bay (Support H=7mm, Hot-swappable) Support RAID 0, 1, 5, 10 1x mSATA (shared by 1x Mini PCIe), 1x NVMe M.2 M Key			
Internal Expansion Slot	2x Full-size mini-PCIe (1 shared by 1x mSATA), 1x M.2 E Key			
Power	9-48 VDC, AT/ATX Select, 3-pin Terminal Block			
Audio	Line-out / Mic-in Phone Jack (internal)			
Operating Temperature	-25°C to 70°C (35W CPU) -25°C to 60°C (65W CPU)			
Dimensions (WxDxH)	137 x 340 x 240 mm	157 x 340 x 240 mm	177 x 340 x 240 mm	197 x 340 x 240 mm
Weight	8.5 Kg	9.1 Kg	9.5 kg	10.1 kg
PCI & PCI Express	<ul style="list-style-type: none">VCO-6122E : 2x PCIe x8VCO-6122P : 2x PCIVCO-6122C : 1x PCIe x16 1x PCI	<ul style="list-style-type: none">VCO-6133E : 2x PCIe x1 1x PCIe x16VCO-6133P : 3x PCIVCO-6133C : 1x PCIe x16 2x PCI	<ul style="list-style-type: none">VCO-6144P : 4x PCIVCO-6144C : 2x PCIe x4 1x PCIe x16 (8-lane) 1x PCI	<ul style="list-style-type: none">VCO-6155C : 2x PCIe x4 1x PCIe x16 (8-Lane) 2x PCI

WCO-3000 SERIES

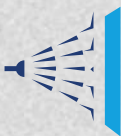
IP67/IP69K WATERPROOF COMPUTERS

DELIVER INTELLIGENCE
WHERE IT COUNTS



BUILT RUGGED. BUILT READY.

The WCO Series expands the limitation of hardware to environment where the normal embedded computer are not suitable to be used. The WCO computers are a great solution for food and beverage processing, outdoor digital signage, surveillance, Military & defense, and automation control where the computers are in constant threat of water splash from all directions to even water immersion.



IP67/IP69K
Rating



Wide Range Voltage
9-36V or 48-110V



Scalable M12
Ports



High-Quality
Compact Construction

IP67/IP69K WATERPROOF COMPUTER

WCO-3000-EHL SERIES [More info](#)

intel
Elkhart Lake



Model	WCO-3000-EHL
CPU Support	Intel® Celeron® Processor J6413, Quad Core, 1.5 MB Cache, 1.8 GHz, TDP 10W
Memory	1x 260-Pin DDR4 2400/2667/3200MT/s SODIMM. Max. up to 32 GB (In-Band ECC/non-ECC)
Graphic Output	1x DisplayPort 1.4, DP++ (4096 x 2160@60Hz) or 1x HDMI (Optional)
I/O	2x RJ45 by M12 X-Code, 2x USB 3.2 Gen 2 Type A (Waterproof), 1x RS-232/422/485 by M12 A-Code
Storage	1x Internal 2.5" SATA HDD Bay, 1x mSATA (shared by 1x Mini PCI Express)
Expansion	1x M.2 (B Key, 3042/3052, PCIe x 1 + USB 3.2 Gen2, Support 4G/5G/Hailo AI Module), 2x External SIM socket, 1x Full-size Mini PCIe
Power	DC IN 9~36 V, DC IN 48~110V (Optional), M12 S-code 4-pin
Certification	IP69K, CE, FCC Class A, E-Mark
Operating Temperature	-40 °C to 60 °C
Dimensions (WxDxH)	231 x 292 x 57 mm

ACO-6000 SERIES


IN-VEHICLE FANLESS COMPUTERS

EN50155 RAILWAY & IN-VEHICLE FANLESS COMPUTER



DELIVER INTELLIGENCE AT THE MOBILE EDGE

The ACO-6000 Series offers robust, fanless in-vehicle computers, rigorously tested for mission-critical automotive applications. Essential for intelligent transportation, these systems adeptly handle edge data processing for machine learning and intelligence. With the need for highperformance computing in vehicles, they efficiently process data from various sensors and IoT devices, ensuring swift, low-latency communication.



Scalable
16x PoE



EN50155
EN50121-3-2



Wide Power Range
9-48V and 48-110V



MIL-STD-810G
Compliant
Method 514 & 517

HIGH-PERFORMANCE IN-VEHICLE FANLESS COMPUTER

ACO-6000-CML SERIES [More info](#)

intel
Comet Lake S



NEW



NEW

Model	ACO-6000-CML	ACO-6000-CML-1E
CPU Support	Support 10 th Gen Intel® CML S Processor (LGA 1200, 65W/35W TDP) Xeon® W-1290TE/1270TE/1250TE, Core™ i9-10900E/10900TE, Core™ i7-10700E/10700TE, Core™ i5-10500T/10500TE, Core™ i3-10100T/10100TE	
Memory	2x 260-Pin DDR4 2666 /2933MHz SO-DIMM, up to 64GB (ECC and Non-ECC)	
Graphic Output	1x DVI-I, 2x DisplayPort	
I/O	2x GbE RJ45, 6x USB 3.2 Gen 2, 3x USB 3.2 Gen 1 (1x internal), 2x USB 2.0 header (internal), 8x RS-232/422/485 (6x internal), 8x DI + 8x DO with isolation, Line-out / Mic-in Phone Jack	
Storage	3x 2.5" SATA HDD bay with RAID 0, 1, 5 support (1x internal; 2x removable & hot-swappable)	
Internal Expansion Slot	2x Full-size mini-PCIe, 1x M.2 (E Key, PCIe x2, 2230, USB 2.0, Support CNVi)	
Power	9-48VDC, 5-pin Terminal Block. 48-110VDC (Optional), 3-pin Terminal Block. AT/ATX Select	
Operating Temperature	-25°C to 70°C (35W/65W CPU)	
Certification	E-Mark, EMC Conformity with EN50155 & EN50121-3-2	
Dimensions (WxDxH)	240 x 261 x 79 mm	240 x 261 x 127 mm
Universal Expansion Slot	2 (by mini PCIe interface)	4 (by mini PCIe interface)
PCI & PCI Express	ACO-6000-CML-1E: 1x PCIe x16 ACO-6000-CML-1I: 1x PCI (Optional)	
EDGEBoost I/O Expansion	Up to 2x EDGEBoost I/O	Up to 4x EDGEBoost I/O

ACO-6000-RPL SERIES

intel
Raptor Lake Alder Lake



Coming
Soon



Coming
Soon

Model	ACO-6000-RPL	ACO-6000-RPL-1E
CPU Support	Support 12/13/14 th Gen Intel® RPL & ADL Processor (LGA 1700, 65W/35W TDP)	
Memory	2x 262-Pin DDR5 4800/5600MHz SODIMM. Max. up to 64GB (ECC and Non-ECC)	
Graphic Output	1x DVI-I, 2x DisplayPort	
I/O	2x 2.5 GbE RJ45, 8x USB 3.2 Gen 2 (10 Gbps), 1x USB 3.2 Gen 1 (Internal), 2x USB 2.0 (internal), 1x Mic-in, 1x Line-out, 6x RS-232/422/485 (4x internal), 16x isolated digital I/O	
Storage	2x 2.5" SATA HDD bay with RAID 0, 1 support (1x internal, 1x removable & hot-swappable)	
Power	9-48VDC, 5-pin Terminal Block. 48-110VDC (Optional), 3-pin Terminal Block. AT/ATX Select	
Temperature	-25°C to 70°C (35W/65W CPU)	
Certification	Full EN50155 Railway Certification, CE, FCC	
PCI & PCI Express	ACO-6000-RPL-1E: 1x PCIe x16 ACO-6000-RPL-1I: 1x PCI (Optional)	
EDGEBoost I/O Expansion	Up to 2x EDGEBoost I/O	Up to 4x EDGEBoost I/O

BCO SERIES

COMPACT INDUSTRIAL COMPUTERS

REAL-TIME DATA
PROCESSING FOR RUGGED
EDGE COMPUTING



COMPACT INDUSTRIAL COMPUTER

The BCO Series are designed and built to withstand deployment in challenging environments, managing workloads at the rugged edge for processing, storage, connectivity, and machine learning. Available in three series, the BCO-1000, BCO-3000, and BCO-6000 Series are capable of accommodating various edge workloads from power efficient computers to scalable GPU computers.



Deployment
Ready Solution



Support
Expandable GPU



Fast Time To
Market



Compact &
Ruggedized Design

FANLESS INDUSTRIAL-EDGE COMPUTER

BCO-1000-ADLN

FANLESS MINI COMPUTER

BCO-3000-RPLS

SMALL FORM FACTOR
EDGE COMPUTER

BCO-6000-RPLS

FANLESS AI EDGE COMPUTER



intel
Raptor Lake
Alder Lake



Model	BCO-1000-ADLN	BCO-3000-RPLS	BCO-6000-RPLS
CPU Support	12 th Gen Intel® IoTG Alder Lake-N Processor N97, QC, 12W	Intel® IOTG Raptor Lake-S or Alder Lake-S Processor Core i9/i7/i5/i3, Pentium, Celeron (35W only)	
System Chipset	Within processor	Intel® Q670E Express Chipset	
Memory	1 x DDR5 S0-DIMM slot (262-pin)	DDR4 Memory Running at 3200 MHz (Non-ECC Supported) Max. up to 64GB	
Graphic Output	1 x HDMI 1.4b 1 x DisplayPort 1.4a	1 x HDMI 1.4b 2 x Dual Mode DisplayPort 1.4a	
LAN	2 x Intel® I225-V 2.5GbE LAN	3x 2.5GbE LAN	
I/O	2x DB9 COM, 6 x USB 3.2 Gen 2 x 1 Type-A, Line-in/Line-out/Mic-in, 1 x 8 GPIO	4x DB9 COM, 8 x USB 3.2 Gen 2 x 1 Type-A , 2 x USB 2.0 Type-A, 1 x 1*2-port Audio-jack connector for Line-out/Mic-in, 8 in / 8 out (Isolated)	
Storage	1 x M.2 B Key slot (2242/ 2280/ 3042)	1 x M.2 M key Type: 2242/2280	
Internal Expansion Slot	1 x M.2 E Key slot (2230), 1 x M.2 B Key slot (2242/ 2280/ 3042)	1 x M.2 M key Type: 2242/2280, 1 x M.2 E key Type: 2230, 1 x M.2 B key Type: 3042 with Nano SIM Holder	
PCI Express			2x PCIe x8 Slot or 1x PCIe x16 Slot (New Board)
Power	AT/ATX 9~36VDC, 3-pin Terminal Block	DTB-PWR-300-936 (New Board), AT/ATX 9~36VDC, 3-pin Terminal Block	
Audio	Line-in/Line-out/Mic-in	1 x 1*2-port Audio-jack connector for Line-out/Mic-in	
Operating Temperature	-20°C to 60°C		
Certification	CE, FCC Class A, EMC Conformity with EN50155 & EN50121-3-2	CE, FCC Class A, EMC Conformity with EN50155 & EN50121-3-2, UL	
Dimensions (WxDxH)	192 x 140 x 67.5 mm	192 x 240 x 69 mm	330 x 240 x 69 mm



MINI FANLESS EMBEDDED COMPUTER

BCO-2000 SERIES

More info

- Support 8th Gen. Intel® Core™ i5 & Intel® Celeron® Processor
- TPM 2.0 Supported
- UL Listed

BCO-2000-RYZ SERIES

More info

- Support AMD Ryzen™ Embedded R1000/V1000 Series Processor
- TPM 2.0 Supported
- UL Listed



Model	BCO-2000-WHL-U	BCO-2000-RYZ-V1605B	BCO-2000-RYZ-R1606G
	Basic Fanless System ideal for space-constrained applications	Basic Fanless System ideal for space-constrained applications	
CPU Support	Support 8 th Gen. Intel® WL-UE Processor Intel® Core™ i5-8365UE or Intel® Celeron® 4305UE Processor	AMD Ryzen™ Embedded V1605B with Radeon™ Vega 8 Graphics, 4M Cache, 4 Cores, 8 Threads, Up to 3.6 GHz	AMD Ryzen™ Embedded R1606G with Radeon™ Vega 3 Graphics, 4M Cache, 2 Cores, 4 Threads, Up to 3.5 GHz (Optional)
Memory	1x 260-Pin DDR4 2400MHz SO-DIMM, up to 32GB	2x 260-Pin DDR4 2400 MHz SO-DIMM. Max 32 GB	
Graphic Output	1x DisplayPort, 1x HDMI (Optional)	1x DisplayPort, 1x 24-bit dual channel LVDS, 1x HDMI (Optional)	
LAN	2x RJ45 GbE (Support Wake-on-LAN and PXE)		
USB, Serial	4x USB 3.2 Gen 2, 2x USB 2.0 header (internal), 2x RS-232/422/485	2x USB 3.2 Gen 2 (10 Gbps), 4x USB 2.0 (2x internal), 2x RS-232/422/485	
Storage	1x mSATA (shared by 1x Mini PCIe), 1x Internal 2.5" SATA HDD Bay	1x M.2 B Key, 3042, Support SATA, 1x Internal 2.5" SATA HDD Bay (support H=9.5mm)	
Internal Expansion Slot	2x Full-size Mini-PCIe (1x shared with mSATA)	1x M.2 B Key (PCIe x1 & USB 3.0, 3042/3052, SATA, USIM, Support 4G/5G) 1x Full-Size Mini PCIe for expansion modules	
Power	AT/ATX 12V Select, 3-pin Terminal Block	AT, ATX 12VDC	
Audio	Line-out / Mic-in Internal		
Operating Temperature	-20°C to 60°C	-20°C to 55°C (25W CPU)	
Certification	UL 62368 Ed. 3, CE, FCC Class A		
Dimensions	140 (W) x 192 (D) x 61 (H) mm		
Weight	1.4 kg	1.5 kg	
Universal Expansion Slot	Up to 2x Universal Expansion		
Expansion (Option)	<div><div>• 2x LAN</div><div>• 2x COM</div><div>• 4x COM</div></div> <div><div>• 2x PoE</div><div>• 2x USB 2.0</div><div>• 2x USB 3.2 Gen1</div></div>	<div><div>• 2x COM</div><div>• 4x COM</div></div> <div><div>• 2x USB 2.0 (Support 1x Universal Slot Only)</div><div>• 2x USB 3.2 Gen1 (Support 1x Universal Slot Only)</div></div>	



KCO SERIES

FANNED INDUSTRIAL COMPUTERS

SEMI-RUGGED.
HIGH-PERFORMANCE.
RACKMOUNTABLE.

FANNED INDUSTRIAL COMPUTER FOR INSPECTION & INTELLIGENT COMPUTER VISION

Introducing the KCO-RPL Series, a line of high-performance fanned industrial computers powered by Intel's latest 13th Gen Raptor Lake processor. These ruggedized edge computers deliver extensive scalability and IIoT-centric flexibility for seamless optimization in high-spec deployment applications. Additionally, the KCO-RPL Series provides a number of edge-native features to accommodate and ensure reliable performance at the rugged edge.



Support Dual FLFH GPU



Rich I/O



Internal Power Supply Unit



Rackmountable Industrial Solution

KCO-2000

SERIES

Certification-ready industrial computers are embedded computing solutions that serve as key building blocks for enterprise and IoT applications that require processing. The KCO Series of industrial computers is a commercial off-the-shelf (COTS) computing solution that provides reliability, regulatory safety, and embedded longevity with C&T’s extended lifecycle support. These certification-ready industrial computers are deployable in IoT applications in markets for kiosks, ATMs, security and surveillance, metrology and automation inspection, and mobile medical carts.

KCO-2000-CFL
Coffee Lake R

KCO-2000-RPL
Raptor Lake / Alder Lake



Model	KCO-2000-CFL	KCO-2000-RPL
	Certification-Ready Industrial Computer with LGA-1151 socket for Intel® CFL-R S Processor	Industrial Computer with 2U Certification-Ready, 12 th /13 th Gen Intel® Core® Processor
CPU Support	Support 8 th /9 th Gen Intel® CFL-R S Processor (LGA 1151, 35W TDP)	Support 12 th /13 th Gen Intel® Core™ i9/i7/i5/i3 Alder lake-S, Raptor Lake-S Processor (LGA 1700, 65W Max TDP)
Memory	4x 288-Pin DDR4 2133/2400/2666MHz DIMM. Max. up to 128GB	4x DDR4 2133/2400/2666MHz DIMM. 128 GB Max
Graphic Output	1x VGA,1xDVI, 2x DP	4x DP++
LAN	GbE1: Intel I219LM (Support Wake-on-LAN and PXE) GbE2: Intel I210-AT (Support Wake-on-LAN and PXE)	GbE1: Intel® I219LM (Support Wake-on-LAN and PXE) GbE2: Intel® I225-V (Support Wake-on-LAN and PXE)
USB & Serial	2x RS-232/422/485 + 2x RS-232 2x RS-232 (internal header) 6x USB 3.2 Gen1 (5 Gbps) 7x USB 2.0	6x USB 3.1 Gen 2 (10 Gbps) 1x USB 3.2 Gen 2x2 (20 Gbps) Type C 6x RS-232 1x 8-bit DIO (4-in/4-out)
Storage	1x Hot-Swappable 2.5" SATA Drive Bay (support H=7mm) 1x M.2 (M Key, NVMe PCIe x4, 2280) 1x M.2 (E Key, PCIe x2, USB 2.0, 2230)	1x M.2 M / NVMe PCIe x 4 / 2242, 2260, 2280 1x M.2 M / NVMe PCIe x 4 / SATA / 2242, 2260, 2280 1x M.2 E / PCIe x2 / USB 2.0 / 2230
Internal Expansion Slot	1x PCIe x16 slot (low profile, up to 9" card length)	1x PCIe x16 Slot (Gen 5) 2x PCIe x4 Slot (Gen 4, Open End) 1x PCIe x16 Slot (Gen 3, 4-Lane)
Power	AT, ATX Internal 250W Flex Power Supply	ATX ACPI 5.0 compliant
Audio	Line-out / Mic-in Phone Jack	1x Mic-in, 1x Line-in, 1x Line-out
Operating Temperature	0°C to 35°C	0°C to 60°C
Dimensions (WxDxH)	12.73" x 10.75" x 3.45"	12.73" x 10.75" x 3.45"
Weight	11 lbs (barebone w/ chassis, mb, and PSU only)	
Certifications	CE, FCC, UL Certified	

KCO-3000

SERIES

KCO-3000-CFL
Coffee Lake R

KCO-3000-RPL
Raptor Lake / Alder Lake



Model	KCO-3000-CFL	KCO-3000-RPL
	Certification-Ready Industrial Computer with LGA-1151 socket for Intel® CFL-R S Processor	Industrial Computer with 3U Certification-Ready, 12 th /13 th Gen Intel® Core® Processor
CPU Support	Support 8 th /9 th Gen Intel® CFL-R S Processor (LGA 1151, 35W TDP)	Support 12 th /13 th Gen Intel® Core™ i9/i7/i5/i3 Alder lake-S, Raptor Lake-S Processor (LGA 1700, 65W Max TDP)
Memory	4x 288-Pin DDR4 2133/2400/2666MHz DIMM. Max. up to 128GB	4x DDR4 2133/2400/2666MHz DIMM. 128 GB Max
Graphic Output	1x VGA,1xDVI, 2x DP	4x DP++
LAN	GbE1: Intel I219LM (Support Wake-on-LAN and PXE) GbE2: Intel I210-AT (Support Wake-on-LAN and PXE)	GbE1: Intel® I219LM (Support Wake-on-LAN and PXE) GbE2: Intel® I225-V (Support Wake-on-LAN and PXE)
USB & Serial	2x RS-232/422/485 + 2x RS-232 2x RS-232 (internal header) 6x USB 3.2 Gen1 (5 Gbps) 7x USB 2.0	6x USB 3.1 Gen 2 (10 Gbps) 1x USB 3.2 Gen 2x2 (20 Gbps) Type C 6x RS-232 1x 8-bit DIO (4-in/4-out)
Storage	1x 3.5" SATA HDD drive or 2x 2.5" SSD/HDD up to 15mm 1x M.2 (M Key, NVMe PCIe x4, 2280) 1x M.2 (E Key, PCIe x2, USB 2.0, 2230)	1x M.2 M / NVMe PCIe x 4 / 2242, 2260, 2280 1x M.2 M / NVMe PCIe x 4 / SATA / 2242, 2260, 2280 1x M.2 E / PCIe x2 / USB 2.0 / 2230
Internal Expansion Slot	1x PCIe x16 full height, up to 10" card length 1x PCIe x4, 1x PCIe x4	1x PCIe x16 Slot (Gen 5) 2x PCIe x4 Slot (Gen 4, Open End) 1x PCIe x16 Slot (Gen 3, 4-Lane)
Power	AT, ATX Internal 300W Flex Power Supply	ATX ACPI 5.0 compliant
Audio	Line-out / Mic-in Phone Jack	1x Mic-in, 1x Line-in, 1x Line-out
Operating Temperature	0°C to 45°C	0°C to 60°C
Dimensions (WxDxH)	13.15" x 11.78" x 5.23"	13.15" x 11.78" x 5.23"
Weight	12.5 lbs (barebone w/ chassis, mb, and PSU only)	
Certifications	CE, FCC, UL Certified	

JCO SERIES

EDGE AI INDUSTRIAL COMPUTERS

CUSTOMIZABLE FANLESS
COMPUTER WITH NVIDIA JETSON
ORIN SERIES



NEXT-GENERATION EDGE AI COMPUTING SOLUTION

The JCO Series industrial computer, powered by the advanced NVIDIA Jetson platform, is a standout in AI and industrial computing. This series offers exceptional AI computing capabilities, making it perfect for sophisticated robotics, autonomous machinery, and high-end embedded AI tasks. Designed to withstand harsh industrial conditions, the JCO Series ensures consistent performance even in extreme environments.



EDGEBoost I/O
Support



Rich I/O
Configuration



World-Class
Certification



Ruggedized
Fanless Solution

JCO-1000

SERIES

Ultra
Compact



Jetson Orin Nano

Series

Jetson Orin Nano series modules deliver up to 40 TOPS of AI performance in the smallest Jetson form-factor, with power options between 7W and 15W. This gives you up to 80X the performance of NVIDIA Jetson Nano. Jetson Orin Nano is available in 8GB and 4GB versions.

JCO-3000

SERIES

Slim
Advanced



Jetson Orin NX

Series

Jetson Orin NX modules deliver up to 100 TOPS of AI performance in the smallest Jetson form factor, with power configurable between 10W and 25W. This gives you up to 3X the performance of Jetson AGX Xavier and up to 5X the performance of Jetson Xavier NX. Jetson Orin NX is available in 16GB and 8GB versions.

JCO-6000

SERIES

High
Performance



Jetson AGX Orin

Series

Jetson AGX Orin modules deliver up to 275 TOPS of AI performance with power configurable between 15W and 60W. This gives you up to 8X the performance of Jetson AGX Xavier in the same compact form factor. Jetson AGX Orin is available in 64GB, 32GB, and Industrial versions.



NVIDIA JETSON ORIN INDUSTRIAL COMPUTER



NVIDIA JETSON ORIN INDUSTRIAL COMPUTER


JCO NVIDIA® JETSON ORIN™ SERIES


JCO NVIDIA® JETSON ORIN™ SERIES


JCO-1000 SERIES
MINI FANLESS AI COMPUTER


JCO-3000 SERIES
SFF AI EDGE COMPUTER

JCO-6000 SERIES
ROBUST AI EDGE COMPUTER









Model	JCO-1000-ONN	JCO-3000-ONX/ JCO-3000-ONN	JCO-3000-ONX-2L8D/ JCO-3000-ONN-2L8D
CPU Support	NVIDIA® Jetson Orin™ Nano 4/8GB GPU with 32 Tensor Cores	NVIDIA® Jetson Orin™ NX 16G/8G & Nano 8G/4G GPU with 32 Tensor Cores	
Graphic Output	1x HDMI 2.0, 3840 x 2160 @ 60Hz		
LAN	1 x GbE LAN	4x RJ45 (Support 4x PoE, Optional)	2 x GbE LAN
I/O	2x RS-232/422/485, 4 in / 4 out (Isolated), 2x USB 3.2 Gen 2 (10 Gbps), 2x USB 2.0, 1x USB Type-C (For OS Flash)	1x RS-232, 1x RS-232/422/485, 4x USB 3.2 Gen 2 (10 Gbps, Shared with USB 3 Hub), 8 in / 8 out (Isolated), 1x USB Type-C (For OS Flash),	2x RS-232 or 485 (internal, Switch by Jumper), 4x USB 3.2 Gen 2 (10 Gbps, Shared with USB 3 Hub), 4 in / 4 out (Isolated), 1x Micro USB (OTG)
Storage	1x M.2 M Key, 2242/2282 (PCIe x4, Support NVMe Storage)		
Expansion	1 x M.2 B Key, 2242/3042/3052 (PCIe x1&USB 3.2 Gen1, Support 4G/5G) 1x M.2 E Key, 2230 (PCIe x1, USB 2.0, Support Wi-Fi)		
Power	AT/ATX 9~36VDC, 3-pin Terminal Block	AT/ATX 9~36VDC, 3-pin Terminal Block	AT/ATX 10~24VDC, 3-pin Terminal Block
Operating Temperature	-25°C to 70°C		
Certification	CE, FCC Class B, UL	CE, FCC Class B, EMC Conformity with EN50155 & EN50121-3-2	CE, FCC Class B
Dimensions (WxDxH)	150 x 105 x 49 mm	192 x 227 x 57.6 mm	





Model	JCO-6000-OGX	
	NVIDIA® Jetson AGX Orin AI Computer with 8-core/12-core Arm® Cortex®-A78AE v8.2 64-bit CPU, 10 USB	
CPU Support	64G: 12-core Arm® Cortex®-A78AE v8.2 64-bit CPU (60W/275 TOPS) 32G: 8-core Arm® Cortex®-A78AE v8.2 64-bit CPU (40W/200 TOPS)	
System Memory	AGX Orin 32GB/64GB @ 3200 MHz on SOM 32GB LPDDR5 DRAM 64GB LPDDR5 DRAM	
Graphic Output	1x HDMI 2.0, 3840 x 2160 @ 60Hz	
LAN	1 x GbE LAN, 1x 10 GbE LAN	
PoE	By Optional 120 Watt PoE Power Module, Support up to 3x 4-port LAN Module	By Optional 120 Watt PoE Power Module, Support up to 1x 4-port LAN Module
I/O	2x RS-232/422/485, 2x CAN	2x RS-232/422/485 [Optional, internal], 2x CAN [Optional, internal]
	1x USB 3.2 Gen 1 (5 Gbps), 1x USB Type C (Flash, 10Gbs) 1x USB 2.0 8 in / 8 out (Isolated)	
GMSL Camera	GMSL 1/2 Camera Support by Quad Port Mini Fakra, supporting 8x 1280x720 @ 30 FPS (Optional)	
Universal I/O Bracket	4x Universal I/O Bracket	2x Universal I/O Bracket
Storage	1x M.2 (M Key, 2242/2260/2280, PCIe x4, Support NVMe) 1x M.2 (B Key, 3042/3052, USB 3.2 Gen2, Support 4G/5G Module)	
Power	AT/ATX 9~48VDC, 3-pin Terminal Block	
Operating Temperature	-25°C to 50°C	
Certification	CE, FCC Class A, UL E-Mark, EMC Conformity with EN50155 & EN50121-3-2	
Dimensions (WxDxH)	270 x 190 x 94.5 mm	



INDUSTRIAL-GRADE SUPERCAPACITOR FOR REDUNDANT POWER

ECO-1000

EDGEBOOST ENERGYPACK

More info



- 8x/16x Industrial 370 Farads Supercapacitors
- Up to 200W Max. Power Output
- 1x COM, 1x USB for GUI Remote Management and Monitoring
- 2 IN / 2 OUT DIO
- -25°C to 55°C Wide Operating Temperature
- EN50155: EN50121-3-2, CE, FCC Class A, UL Certification
- 3x Smart Modes with Remote On/Off, Ignition Control, Delay Time
- 12V/24V Compatibility: Industrial PCs, Panel PCs, Displays

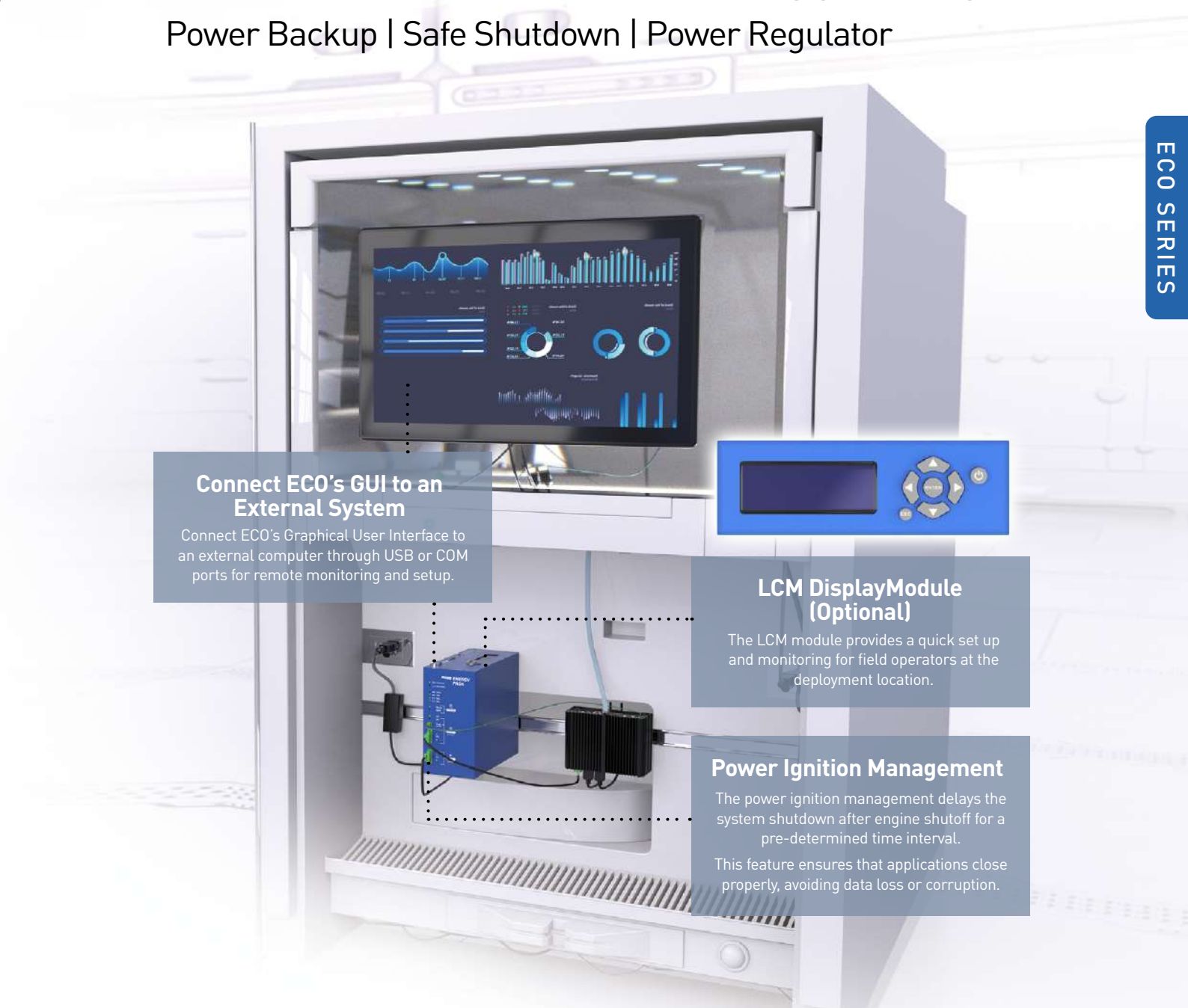


Model	ECO-1000
Capacity	ECO-1000-8S: 8x 370 Farads Supercapacitors ECO-1000-16S: 16x 370 Farads Supercapacitors
Input Voltage	12 ~ 35 VDC
Input Connector	3-pin Terminal Block (V+, GND, IGN IN)
Output Voltage	Charge mode: DC IN Voltage bypass (DC OUT = DC IN) Discharge mode: 12 or 24V
Output Power	ECO-1000-8S: Max.100W output ECO-1000-16S: Max.200W output
Output Connector	3-pin Terminal Block (V+, GND, IGN Out)
I/O	1x RS-232, 1x USB Type A, 2x DI + 2x DO with isolation
Others	1x Remote Power On/Off 1x Smart Mode Switch, 1x Mode Reset Switch
Power Ignition	Power Ignition Management
Operating Temp	-25°C to 55°C
Certification	CE, FCC Class A, UL 62368-1 Ed. 3 EMC Conformity with EN50155, EN50121-3-2
Dimensions (WxDxH)	100 x 192 x 187.4 mm
Weight	1.8 kg ~ 2.6 kg
Mounting Options	Wall Mounting, DIN Rail Mounting (Optional)

Supercapacitor UPS System

Power Redundancy at the Rugged Edge

Power Backup | Safe Shutdown | Power Regulator



Connect ECO's GUI to an External System

Connect ECO's Graphical User Interface to an external computer through USB or COM ports for remote monitoring and setup.

LCM DisplayModule (Optional)

The LCM module provides a quick set up and monitoring for field operators at the deployment location.

Power Ignition Management

The power ignition management delays the system shutdown after engine shutoff for a pre-determined time interval.

This feature ensures that applications close properly, avoiding data loss or corruption.

8/16x

Up to 16x High-Density Industrial 370 Farads/SuperCAP

12/24V

Regulate Voltage Fluctuation

EN50155

Railway Certification for In-Vehicle Deployments

10Y

10 years longevity
500K Lifecycle

200W

Robust Max Power Output

GUI

GUI software for quick, easy setup

3x

Support 3 smart modes for various application deployments

INDUSTRIAL DISPLAY SYSTEMS




VIO SERIES
IP65 INDUSTRIAL
TOUCH PANEL PC AND
MONITOR



SIO SERIES
IP66/IP69K WASHDOWN
TOUCHSCREEN
COMPUTER



AIO SERIES
ALL IN ONE
TOUCH PANEL PC



HIO SERIES
CAPACITIVE
OPEN FRAME
TOUCH PANEL PC

C&T INDUSTRIAL DISPLAY SYSTEMS

PRODUCT FAMILY



PC/Monitor
Module

PC600-RPL Series
Raptor Lake PS
Alder Lake PS

PC100-EHL Series
Elkhart Lake

PC400 Series
Kabylake-U

PC100 Series
Bay Trail

MX200 Series
Monitor Module



IP66/IP69K
Panel PC
Stainless Steel

SIO-200 Series
Bay Trail

SIO-300-N97
Series
Alder Lake

WIO-W221C
Series
Kabylake-U



Panel PC

AIO Series
Alder Lake-N
Thin Frame

HIO Series
Alder Lake-N
Open Frame

VIO-200/PC600-RPL
Series
Raptor Lake PS
Alder Lake PS
Thin Frame

VIO-200/PC400 Series
Kabylake-U
Thin Frame

VIO-200/PC100-EHL
VIO-200/PC100 Series
Elkhart Lake
Bay Trail
Thin Frame



Display
Module

VIO-200 Series
Thin Frame



Touch
Monitor

VIO-200/MX200
Series
Thin Frame





VIO-200-PC600-RPL SERIES

VIO-200/PC400 SERIES [More info](#)


VIO SERIES

VIO SERIES







NEW




NEW

Model	VIO-200-PC600-RPL	VIO-200-PC600-RPL-1E
	Thin Frame Industrial Panel PC based on Intel® 12 th & 13 th Processor	Thin Frame Industrial Panel PC based on Intel® 12 th & 13 th Processor 1x PCIe x4 Gen3
CPU Onboard	Intel® 12 th /13 th Gen. (ADL-PS /RPL-PS) Processor Core™	
Memory	1x DDR5 4800 MT/s SO-DIMM Max up to 16GB	
Graphic Output	1x DisplayPort, 1x HDMI , 1x Dual Channel 24 bit LVDS	
LAN	2x 2.5GbE i226 RJ45 (Support Wake-on-LAN and PXE)	
USB, Serial, & Digital I/O	3x USB 3.2 Gen 2 (10 Gbps),1x USB C 3.2 Gen 2, Up to 4x RS-232/422/485, 16x isolated digital I/O	
Storage	1x 2.5" SATA HDD Bay with RAID 0, 1 support, 1x M.2 M-key / NVMe PCIe x4 / 2242, 2260, 2280 2x M.2 B-key /PCIe x2 /USB / 2242, 3042, 3052	
Internal Expansion Slot	1x M.2 E-Key / PCIe x1 / USB 2.0 / 2230	
PCIe		1x PCIe x4 Gen3
Power	9-48 VDC, AT/ATX Select, 3-pin Terminal Block	
Audio	Line-out / Mic-in Phone Jack	
Operating Temperature	-10 °C to 60 °C -10 °C to 50 °C (19" and 23.8" Panel PC only)	
LCD Size	4:3 12.1" / 15" / 17" / 19" 16:9 15.6" / 21.5" / 23.8"	
Touch Type	Resistive 5-wire Touch / Projected Capacitive Touch	
Universal Expansion Slot	0	2







Model	VIO-200/PC400	VIO-200/PC410
	Thin Frame Industrial Panel PC based on Intel® Kabylake-U processors	Thin Frame Industrial Panel PC based on Intel® Kabylake-U processors with 2x universal I/O bracket
CPU Onboard	Intel® 7 th Gen. (Kabylake-U) Processor Core™ i5-7300U, Core™ i3-7100U	
Memory	1x 260-Pin DDR4 1866/2133MHz SO-DIMM. Max. up to 16GB	
Graphic Output	1x VGA, 1x DisplayPort, 1x Dual Channel 24 bit LVDS	
LAN	2x GbE RJ45 (Support Wake-on-LAN and PXE)	
USB, Serial, & Digital I/O	4x USB 3.2 Gen1 (5 Gbps), up to 6x RS-232/422/485, 16x isolated digital I/O	
Storage	1x 2.5" SATA HDD Bay with RAID 0, 1 support, 1x mSATA (shared by 1x Mini PCIe, 1x CFast (shared by 1x mSATA)	
Internal Expansion Slot	2x Full-size Mini PCIe	
Power	9-50 VDC, AT/ATX Select, 3-pin Terminal Block	
Audio	Line-out / Mic-in Phone Jack	
Operating Temperature	-10 °C to 60 °C -10 °C to 50 °C (19" and 23.8" Panel PC only)	
LCD Size	4:3 12.1" / 15" / 17" / 19" 16:9 15.6" / 21.5" / 23.8"	
Touch Type	Resistive 5-wire Touch / Projected Capacitive Touch	
Universal Expansion Slot	0	2



INDUSTRIAL PANEL PC



INDUSTRIAL TOUCH MONITOR

VIO-200/PC100-EHL SERIES

More info

intel
Elkhart Lake



Model	VIO-200/PC100-EHL	VIO-200/PC100-EHL-1E
	Thin Frame Industrial Panel PC based on Intel® Celeron® processors	
CPU Support	Intel® Celeron® J6413 Processor Quad core (1.5M Cache,1.8GHz up to 3.00 GHz)	
Memory	1x 260-Pin DDR4 2400/2667/3200MT/s SODIMM. Max. up to 32 GB	
Graphic Output	1x DisplayPort 1.2, 1x HDMI 2.0b (Optional)	
LAN	2x RJ45 (1 & 2.5 GbE)	
I/O	2x USB 3.2 Gen 2, 2x USB 2.0, 6x RS-232/422/485 (2x internal), 16x isolated digital I/O, 1x Mic-in, 1x Line-out	
Storage	1x Removable 2.5" SATA HDD Bay, 1x mSATA	
M.2	1x M.2 (E Key, PCIe x1, USB 2.0, 2230) 1x M.2 (B Key, PCIe x2 + USB 3.2 Gen1, 2242/3042/3052)	
Internal Expansion Slot	1x Full-size Mini PCIe (USB 2.0, SATA)	
PCIe		1x PCIe x4 (1-lanes)
Power	9-36 VDC, AT/ATX Select, 3-pin Terminal Block	
Operating Temperature	-10 °C to 60 °C, -10 °C to 50 °C (19" and 23.8" Panel PC only)	
LCD Size	4:3 12.1" / 15" / 17" / 19" 16:9 15.6" / 21.5" / 23.8"	
Touch Type	Resistive 5-wire Touch / Projected Capacitive Touch	
Universal Expansion Slot	0	1x Universal I/O Bracket (By mini PCIe interface)

VIO-200/PC100 SERIES

More info

intel
Bay Trail



Model	VIO-200/PC100	VIO-200/PC110
	Thin Frame Industrial Panel PC based on Intel® Bay Trail processors	
CPU Onboard	Intel® Celeron® J1900	
Memory	1x 204-pin DDR3L-1066/1333 SO-DIMM, up to 8GB	
Graphic Output	1x VGA, 1x DisplayPort	
LAN	2x GbE RJ45 (Support Wake-on-LAN and PXE)	
I/O	1x USB 3.2 Gen1 (5 Gbps), 3x USB 2.0, 6x RS-232/422/485 (w/ 2x internal), 16x isolated digital I/O, Line-out / Mic-in Phone Jack	
Storage	1x 2.5" SATA HDD Bay, 1x mSATA (shared by 1x Mini PCIe), 1x CFast (shared by 1x mSATA & 1x Mini PCIe)	
Internal Expansion Slot	1x Full-size Mini PCIe Socket with USIM Socket (PCIe + USB + SATA) 1x Full-size Mini PCIe Socket with USIM Socket (PCIe + USB)	
Power	9-50 VDC, AT/ATX Select, 3-pin Terminal Block	
Operating Temperature	-10 °C to 60 °C, -10 °C to 50 °C (19" and 23.8" Panel PC only)	
Touch Type	Resistive 5-wire Touch / Projected Capacitive Touch	
Universal Expansion Slot	0	2

VIO-200/MX200 SERIES

More info

- 12.1" ~ 23.8" Thin Frame Full Range Touch Monitors
- Projected Capacitive and 5-wire Resistive Touchscreen Available
- 9 to 48 VDC Wide Range Power Input
- Aluminum Die-casting Front Frame
- Front Panel IP65 Rating



Model	VIO-200/MX200
	Thin Frame Industrial Touch Monitor
Touch Type	Resistive / Capacitive Touch
VGA	1x VGA Input
HDMI	1x HDMI Input
DisplayPort	1x DisplayPort Input
USB	1x USB 2.0 Input
COM Port	1x COM Port Input / Resistive
Audio	1x Audio Input
Power	9-48 VDC, AT/ATX Select, 3-pin Terminal Block
Operating Temperature	-10 °C to 60 °C -10 °C to 50 °C (19" and 23.8" Panel PC only)
LCD Size	4:3 12.1" / 15" / 17" / 19" 16:9 15.6" / 21.5" / 23.8"



IP66/IP69K WASHDOWN TOUCHSCREEN COMPUTER WITH FULL SUS316

SIO-200

SERIES

[More info](#)

intel Bay Trail Whiskey Lake



Model	SIO-215-J1900	SIO-W215-J1900	SIO-W221-8365UE	SIO-W224-8365UE
	Resistive / Capacitive Touch Stainless Steel Panel PC, Pressure Valve SUS316 VENT			
CPU Support	Intel® Celeron® Processor J1900, Quad Core, 2MB Cache, 2.0 GHz		Intel® Core™ i5-8365UE Processor 6M Cache, up to 4.10 GHz	
Memory	1x 204-pin DDR3L SO-DIMM, Max 8GB (Default 8 GB)		1x 260-Pin DDR4 2400MHz SO-DIMM slot, Max 32GB (Default 8 GB)	
LAN	2x LAN by M12 X-Code 8-pin			
I/O	4x USB 2.0 by M12 A-code 8-pin, 2x RS-232/422/485 by M12 A-Code 8-pin			
Storage	1x mSATA (Default 128 GB)			
Internal Expansion Slot	1x Full-size Mini PCIe			
Power	AC IN 110V~240V, M12 S-code 4-pin			
Operating Temperature	-20 °C to 55 °C		-20 °C to 50 °C	
LCD Size	15" [4:3] TFT XGA	15.6" [16:9] Full HD	21.5" [16:9] Full HD	23.8" [16:9] Full HD
Brightness (cd/m2)	300	450	350	450
Touch Type	Resistive 5-wire Touch / Projected Capacitive Touch			
IP Level	Full System IP66/IP69K			
Dimensions (WxHxD)	385 x 310 x 49.5 mm	425 x 276 x 49.5 mm	588.5 x 380 x 52.8 mm	623 x 417 x 54 mm
Weights	5.96 kg	7.39 kg	8.6 kg	11.7 kg
Mounting Options	VESA Mounting Holes 100 x 100mm Optional Yoke Mount, Panel Mount		VESA Mounting Holes 100 x 100mm or 200 x 100mm, Optional Yoke Mount, Panel Mount	

SIO-300-ADLN

SERIES

intel Alder Lake



Coming Soon



Coming Soon



Coming Soon



Coming Soon

Model	SIO-315-N97	SIO-W315-N97	SIO-W321-N97	SIO-W324-N97
	Resistive / Capacitive Touch Stainless Steel Panel PC, Pressure Valve SUS316 VENT			
CPU Support	Intel® Processor N97 6M Cache, up to 3.60 GHz		Intel® Processor N97 6M Cache or Intel® Core™ i3-N305 Processor 6M Cache	
Memory	DDR5 4800MT/s SO-DIMM, Max 16GB (Default 8 GB)			
LAN	2x LAN by M12 X-Code 8-pin			
I/O	2x USB 2.0 by M12 A-code 8-pin, 2x RS-232/422/485 by M12 A-Code 8-pin			
Storage	M.2 B Key NVMe SSD (Default 128 GB)			
Power	AC IN 110V~240V, M12 S-code 4-pin			
Operating Temperature	-20 °C to 50 °C			
LCD Size	15" [4:3] TFT XGA	15.6" [16:9] Full HD	21.5" [16:9] Full HD	23.8" [16:9] Full HD
Brightness (cd/m2)	300	450	350	450
Touch Type	Resistive 5-wire Touch / Projected Capacitive Touch			
IP Level	Full System IP66/IP69K			



IP66 WATERPROOF TOUCHSCREEN COMPUTER

WIO

SERIES

[More info](#)

- 21.5" TFT FHD 16:9 LCD with Projected Capacitive Touch
- Support 7th Gen. Intel® Core™ i5 / i3 Processor
- 1x 260-pin DDR3L SO-DIMM. Max up to 8GB
- 1x mSATA (shared by 1x Mini PCIe), 2x internal SIM socket
- Single display supported by 1x VGA (waterproof connector)
- 2x LAN by M12 X-Code 8-pin
- 1x RS-232/422/485 by M12 D-Code 8-pin
- 2x USB 3.2 Gen1 (5 Gbps, waterproof connector)
- 9 to 50 VDC wide range power input
- -10°C to 60°C extended operating temperature
- Full system IP66 compliant
- Two 10W internal speakers built-in
- Multi-language OSD built-in

intel Kabylake-U

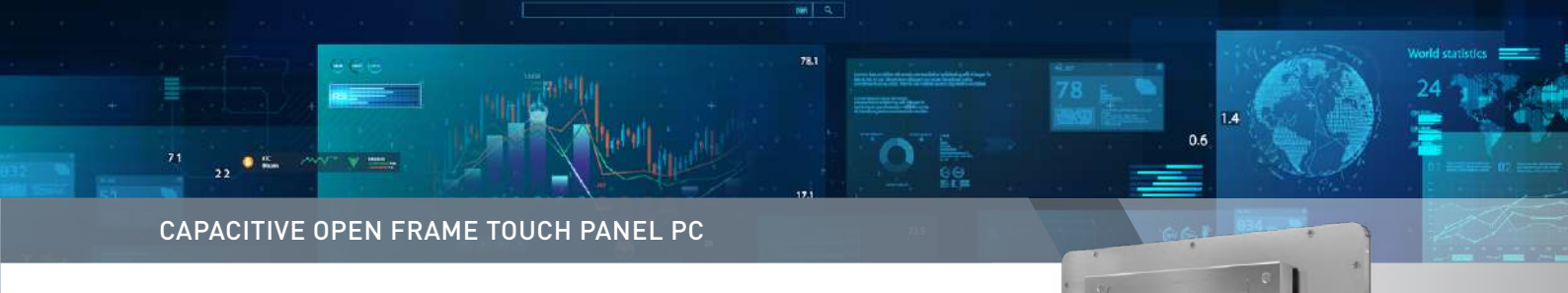


Model	WIO-W221C
	21.5" 16:9 Full HD Capacitive Touch All-In-One IP66 Panel PC
CPU Onboard	Intel® 7 th Gen. (Kaby Lake-U) Processor Core™ i5-7300U, Core™ i3-7100U
Memory	8GB DDR4 SO-DIMM
Graphic Output	1x Waterproof VGA
LAN	2x LAN by M12 X-Code 8-pin
USB & Serial	2x USB 3.2 Gen1 (5 Gbps, Waterproof connector), 1x RS-232/422/485 by M12 D-Code 8-pin
Storage	1x 128GB mSATA SSD
Internal Expansion Slot	1x Full-size Mini PCIe
Power	9-50 VDC, M12 A-code 4-pin
Operating Temperature	-10 °C to 60 °C
LCD Size	21.5" [16:9] Full HD
Brightness (cd/m2)	300 1000 nits (Optional)
Touch Type	Resistive 5-wire Touch / Projected Capacitive Touch / 7H Surface Hardness




ALL IN ONE TOUCH PANEL PC

AIO SERIES



CAPACITIVE OPEN FRAME TOUCH PANEL PC

HIO SERIES



AIO SERIES

HIO SERIES



Model	AIO-W210	AIO-W215	AIO-W221
	Capacitive Open Frame Touch Panel PC with Intel® Alder lake N97 / N305 Processor		
CPU Onboard	Intel® Alder lake N97 Processor		Intel® Alder lake N97 / N305 Processor
Memory	16GB DDR5 4800MT/s SO-DIMM		
Graphic Output	HDMI / DP / LVDS /eDP		
LAN	2x 2.5GbE I225 LAN		
I/O	6x USB 2.0 by internal cable, 4x USB 3.2 2x RS-232/422/485 by internal cable 1x Audio out		
Storage	128G M.2 B Key NVMe SSD		
Expansion	M.2 E Key Wifi, Intel AX210 Wifi 6E (Optional)		
Power	9-36V DC, DC Jack 5.5mm/2.5mm, 60W/12V Adapter (Optional)		
Operating Temperature	-10°C to 60°C	-10°C to 50°C	
Certification	CE, FCC Class B ,UL		
LCD Size	10.1" (16:10) WXGA	15.6" (16:9) FHD	21.5" (16:9) FHD
Brightness (cd/m2)	500		
Projected Capacitive	7H / IK07		



Model	H10-W210	H10-W215	H10-W221
	Capacitive Open Frame Touch Panel PC with Intel® Alder lake N97 / N305 Processor		
CPU Onboard	Intel® Alder lake N97 Processor		Intel® Alder lake N97 / N305 Processor
Memory	16GB DDR5 4800MT/s SO-DIMM		
Graphic Output	HDMI / DP / LVDS /eDP		
LAN	2x 2.5GbE I225 LAN		
I/O	6x USB 2.0 by internal cable, 4x USB 3.2 2x RS-232/422/485 by internal cable 1x Audio out		
Storage	128G M.2 B Key NVMe SSD		
Expansion	M.2 E Key Wifi, Intel AX210 Wifi 6E (Optional)		
Power	9-36V DC, DC Jack 5.5mm/2.5mm, 60W/12V Adapter (Optional)		
Operating Temperature	-10°C to 60°C	-10°C to 50°C	
Certification	CE, FCC Class B ,UL		
LCD Size	10.1" (16:10) WXGA	15.6" (16:9) FHD	21.5" (16:9) FHD
Brightness (cd/m2)	500		
Projected Capacitive	7H / IK07		

INDUSTRIAL BOARD SOLUTIONS

C&T's line of industrial motherboards and single board computers represent the standard of embedded computing as well as the future of data processing and I/O connectivity. From OEM /ODM enterprise computing designs to embedded single board computer applications, C&T provides reliability and longevity with standard off-the-shelf industrial grade motherboards for the most challenging embedded deployments.

We also provide end-to-end engineering services to ensure your configuration requirements and solve your mechanical design challenges. From a full custom solution to a small change in the I/O, we can adapt each motherboard to comply with your specifications without compromising performance.



Industrial-Grade
Materials



Tested and
Validated



Long Product
Lifecycle



Fast
Delivery Time

INDUSTRIAL MOTHERBOARDS & SINGLE BOARD COMPUTERS


intel®

3.5" ADL-N




Coming soon
SBC with Intel®
Alder Lake N Series

3.5" Meteor Lake-N



Coming soon
SBC with Intel®
Alder Lake N Series

2.5" ADL-N



Coming soon
SBC with Intel®
Alder Lake N Series

Mini-ITX Meteor Lake PS



Coming soon
Industrial Motherboard with
Intel® Meteor Lake PS

BOARDS SERIES [More info](#)

C&T offers industrial-grade scalability with standard motherboards and OEM system design. Standard form factors include: Single board computers (1.8" Femto-ITX, 2.5" PICO-ITX, and 3.5" SBCs); Mini-ITX; and Micro-ATX.

1.8" FEMTO ITX SERIES



NEW

Model	CT-NR101
	AMD Ryzen™ Embedded R1606G with Radeon™ Vega 3 Graphics - Highest 2C Performance
Memory	DDR4-2400 signal channel Memory down, up to 8GB Default 4GB
BIOS	AMI SPI 64Mbit
TPM	TPM 2.0
Display Interface	2x Micro HDMI
Rear I/O	1x RJ45, 2x Micro HDMI, 1x Type C USB 3.1 Gen 2
Internal I/O	1x Front Panel, 1x 8-bit GPIO (4-in/4-out)
Power	2-pin Terminal Block
Operating Temperature	0°C to 60°C
Dimension	84 x 55 mm

2.5" PICO ITX SERIES



Model	CT-PBT01
	Intel® Celeron® Processor J1900 (2.0GHz/4C/10W)
Memory	1x 204-Pin DDR3L 1066/1333MHz SO-DIMM
BIOS	AMI 64Mbit SPI BIOS
Watchdog	Software Programmable Supports 1~255 sec. System Reset
Display Interface	1x HDMI, 1x LVDS
Rear IO	1x LVDS & 1x LVDS backlight, 1x RS-232/422/485, 1x RS-232, 2x USB 2.0
Internal I/O	1x LVDS, 1x LVDS backlight, 1x RS-232/422/485, 1x RS-232, 2x USB 2.0, 1x SATA 3.0Gb/s, 1x Front panel audio, 1x 8-bit GPIO (4-in/4-out), 1x Front panel, 1x SMBus
Power	12V DC Input, 1x 2-pin power connector
Operating Temperature	-10°C to 70°C
Dimension	100 x 72 mm

BOARDS SERIES [More info](#)

3.5" SBC SERIES



NEW

Model	CT-DWL01	CT-DBT02	CT-DR101
	Support 8 th Gen. Intel® WL-UE Processor (15 TDP) Int el® Core™ i7-8665UE, i5-8365UE, i3-8145UE or Intel® Celeron® Processor 4305UE	Intel® Atom™ Processor, Celeron® Processor J1900	AMD Ryzen™ Embedded R1000/V1000 Series Processor
Memory	1x 260-Pin DDR4 2400MHz SO-DIMM slot. Max. up to 32GB	1x 204-pin DDR3L SO-DIMM sockets Non-ECC/unbuffered Data transfer rates up to 1333MT/s Memory size up to 4GB	DDR4-2400 SO-DIMM slot up to 32GB, supports ECC
BIOS	AMI uEFI 256MB SPI flash	AMI uEFI 8MB SPI Flash	AMI uEFI 256Mbit SPI flash
Watchdog	Software Programmable Supports 1~255 sec. System Reset	H/W Reset 0 – 255 steps Step = 1 sec. or 1 min	Software Programmable Supports 1~255 sec. System Reset
TPM	TPM 2.0 Through Infineon® SLB9665TT2.0 or Equivalent	TPM 1.2 supported (Optional)	TPM 2.0
Display Interface	1x DisplayPort, 1x LVDS, 1x HDMI, 1x EDP internal connector (optional)	1x HDMI, 1x VGA, 1x LVDS	1x DisplayPort, 1x LVDS, 1x HDMI
Rear IO	4x USB 3.2 Gen 2, 2x RJ45 GbE LAN, 1x DisplayPort, 1x HDMI	2x RJ45 GbE LAN, 1x HDMI, 1x VGA, 1x RS232/422/485 COM, 1x USB2.0, 1x USB 3.2 Gen1 (5 Gbps)	2x RJ45, 2x USB 3.2 Gen2 (10Gbps), 2x DisplayPort, 1x HDMI
Internal I/O	1x LVDS, 1x eDP1.4 (Optional) , 4x RS-232/422/485, 2x USB 2.0, 2x SATA Gen3, 1x Front panel audio, 2x 4-bit DIO	1x 2-ch 24bit LVDS, 1x SATA 2.0, 3x RS-232/422/485, 4x USB 2.0, 1x Line-In, Line Out & Mic-In, 1x 8-bit GPIO, 1x PS/2 keyboard mouse, 1x microSD card socket, 1x SIM card socket, 1x FAN connector	1x 24-bit dual channel LVDS, 2x RS232/422/485, 1x SATA, 2x 6pin Audio Header, 2x 4-bit DIO, 1x 50-pin PCIe 3.0 (4-Lane) Connector for Custom I/Os
Power	AT/ ATX 12V DC Input, 4-pin CPU P4 connector	DC +12V input	AT/ ATX 12V DC Input, 4-pin CPU P4 connector
Operating Temperature	-40°C to 70°C	-20°C to 70°C	-40°C to 75°C
Dimension	146 x 102 mm		

BOARDS SERIES [More info](#)

C&T offers industrial-grade scalability with standard motherboards and OEM system design. Standard form factors include: Single board computers (1.8" Femto-ITX, 2.5" PICO-ITX, and 3.5" SBCs); Mini-ITX; and Micro-ATX.

MINI ITX SERIES



Model	CT-XCL01
	LGA 1151 Socket Support 9 th Gen. Intel® Core™ Desktop Processor, Q370 Chipset
Memory	2x SO-DIMM, DDR4, 2133/2400/2666 (depend on CPU) MT/s, Max 32 GB
BIOS	AMI® UEFI BIOS 256Mb Flash
Watchdog	Software Programmable Supports 1~255 sec. System Reset
TPM	TPM 2.0 Through Infineon® SLB9665TT2.0 or Equivalent (Optional)
Display Interface	1x DVI-D, 1x LVDS, 1x HDMI 1.4, 1x DisplayPort 1.2
Rear IO	1x RS-232, 2x RJ45, 4x USB 3.1 Gen 2, 1x USB-C (optional), 1x Line-in , Line-out, Mic-in
Internal I/O	4x RS-232 Headers, 1x 8-bit PIO, 1x USB 3.0 Headers (2 Ports), 1x USB 2.0 Headers (2 Ports), 1x Backlight Locking Type Header, 2x 4-pin PWM Smart Fan, 1x LPC Header, 1x SPI Header, 1x Cable Stype CMOS Battery
Power	ATX 12V, 24 Pin ATX Power Connector
Operating Temperature	0°C to 60°C
Dimension	170 x 170 mm

Model	CT-XSL01
	LGA 1151 socket supporting 6 th Gen Intel® Core™ i3/i5/i7 Desktop Processor, Intel® Core™ i7-6700TE / i5-6500TE / i3-6100TE
Memory	2x 260-Pin DDR4 1866/2133MHz SO-DIMM
BIOS	AMI uEFI 128MB SPI flash
Watchdog	Software Programmable Supports 1~255 sec. System Reset
TPM	TPM 2.0 supported (optional)
Display Interface	1x DVI-D, 1x 2-ch 24-bit LVDS, 1x DisplayPort
Rear IO	1x DVI-I, 1x DP, 1x HDMI, 1x RS-232/422/485, 4x USB 3.2 Gen1 (5 Gbps), 2x USB 2.0, 2x RJ45, 1x Line-out, 1x Mic-in, 1xPS/2 KB/MS
Internal I/O	1x 2-ch 24-bit LVDS, 4x RS-232, 2x USB 3.2 Gen1 (5 Gbps), 2x USB 2.0, 4 x SATA 6.0Gb/s, 1x Front panel audio, 1x 8-bit GPIO (4-in/4-out), 1x LPC, 1x Front panel, 1x CPU fan, 1x System fan
Power	ATX power, 2x12-pin and 2x2-pin power connector
Operating Temperature	0°C to 60°C
Dimension	170 x 170 mm

BOARDS SERIES [More info](#)

MICRO ATX SERIES



NEW

Model	CT-MSL01	CT-MCL01	CT-MRL01
	LGA 1151 socket supporting 6 th Gen Intel® Core™ i3/i5/i7 Desktop Processor, Intel® Core™ i7-6700TE / i5-6500TE / i3-6100TE	Support 8 th /9 th Gen Intel® CFL-R S Processor (LGA 1151, 95W/65W/35W TDP), Intel® Core™ i7-9700E / i5-9500E / i3-9100E or Intel® Pentium® G5400T, G5400	Support 12 th /13 th /14 th Gen Intel® Core™ i9/i7/i5/i3 Alder lake-S, Raptor Lake-S Processor
Memory	4x 288-Pin DDR4 1866/2133MHz DIMM	4x 288-Pin DDR4 2133/2400/2666MHz DIMM	4x DDR4 2133/2400/2666MHz DIMM. 128 GB Max
BIOS	AMI uEFI 128MB SPI flash	AMI uEFI 256MB SPI flash	
TPM	TPM 2.0 supported (optional)		TPM 2.0
Display Interface	1x VGA, 1x DVI-D, 1x DisplayPort	1x VGA, 1x DVI-D, 2x DisplayPort (DP 1.2)	Quad 4K Displays through 4x DP++
Rear IO	1x VGA, 1x DVI-D, 1x DP, 1x HDMI, 2x RS-232/422/485, 4x USB 3.2 Gen1 (5 Gbps), 2x RJ45 GbE LAN, 1x Line-in, 1x Line-out, 1x Mic-in	1x VGA, 1x DVI-D, 2x DP, 2x RS-232/422/485, 4x USB 3.2 Gen 2, 2x RJ45, 1x Line-in, 1x Line-out, 1x Mic-in	4x DP++, 6x USB 3.1 Gen 2, 2x RJ45, 1x Line-in, 1x Line-out, 1x Mic-in, 1x USB 3.2 Gen 2x2 Type C
Internal I/O	4x RS-232, 2x USB 3.2 Gen1 (5 Gbps), 6x USB 2.0, 4 x SATA 6.0Gb/s, 1x Front panel audio, 1x 8-bit GPIO (4-in/4-out), 1x PS/2 KB/MS, 1x LPC, 1x Front panel, 1x CPU fan, 2x System fan	4x RS-232, 1x USB 3.2 Gen 1, 7x USB 2.0, 6 x SATA 6.0Gb/s, 1x Front panel audio, 1x 8-bit DIO (4-in/4-out), 1x SPI header, 1x LPC, 1x Front panel, 1x CPU fan, 2x System fan	6x RS-232, 2x USB 3.0 Gen 1, 4x USB 2.0, 4 x SATA Gen 3, 1x Front panel audio, 1x 8-bit DIO (4-in/4-out), 1x SPI header, 1x Front panel, 1x CPU fan, 2x System fan
Power	ATX power, 2x12-pin and 2x2-pin power connector		ATX Power, 2x12-pin and 2x2-pin power connector
Operating Temperature	0°C to 60°C		
Dimension	244 x 244 mm		



C&T Solution Inc.

www.candtsolution.com

Email: info@candtsolution.com



© C&T Solution Inc. All rights reserved.

The C&T logo is a registered trademark of C&T Solution Inc. All other logos appearing in this catalog are the intellectual property of the respective company, product, or organization associated with the logo. All product specifications and information are subject without notice.